



Financial Report  
For the Period Ending  
March 31, 2025

Regular Board of Education Meeting April 28, 2025



# Riverdale Local Schools

*Every Child, Every Day,  
Whatever It Takes . . .*

20613 State Route 37, Mt. Blanchard, OH 45867  
[www.riverdalefalcons.org](http://www.riverdalefalcons.org)

**PHONE: (419) 694.2211**  
**FAX: (419) 694.5008**

## **TREASURER'S UPDATE for March 2025 activity:**

### **Budget vs. Actual Report**

Being 9 months into the year, we anticipate seeing "routine" revenues and expenses around 75% of projected amounts. Routine can be classified as revenues and expenses that are relatively consistent each month – rentals, state foundation, restricted state aide, salaries, and fringes.

### **Revenues**

- Real estate tax has been fully collected. We ended up receiving 99% of the amount we initially planned to receive. This shows that we had accurate assumptions when budgeting and forecasting these amounts last summer and fall.
  - Compared to last year, the district receive approximately \$36,000 LESS in real estate tax collections
- Personal property tax increased by over \$200,000 compared to last year and came in 13% over what was estimated
  - \$39,000 is due to an AEP delinquent payment from last year
  - Assessed value of personal property increased by 37% due to AEP expanding into Amanda and Delaware Townships. This resulted in the additional increase in tax collections. However, AEP has filed an appeal with the State meaning we cannot count on this increase to continue moving forward.
- Cash flow and revenues vs. expenditure graphs show a large spike in revenues which is typical for this time of the year due to the collection of income tax receipts.

### **Expenses**

- Expenses are currently tracking to come in lower than originally anticipated. This is due to items budgeted for that have since been able to be held off on, such as the chiller replacement. Expenses through the end of the year will be tightened down and reflected on the May forecast.

### **Miscellaneous**

- The Senate will resume hearings on HB96 (State Budget Bill) this week and continue through mid-May. Updated simulations and impacts will be closely monitored during this time and communicated when applicable.
- The May forecast will be presented for approval at the May board meeting.

Date: 04/02/2025  
Time: 07:36

RIVERDALE LOCAL SCHOOL DIST.  
Cash Reconciliation as of 03/31/2025

Page: 1

Gross Depository Balances:

Community First Bank	\$3,201,897.96
STAR Ohio	\$3,467,238.34

Total Depository Balances (Gross)	\$6,669,136.30
-----------------------------------	----------------

Adjustments to Bank Balance:

Cash in Transit to Bank	\$0.00
Outstanding Checks	(\$48,688.33)

Adjustments:

PaySchools Reconciliation between receipts and postings	(\$9.40)
PR Adj	\$234.62
Adj for A. Thomas Deduction Refunds & Other PR Adj	\$790.78

Total Adjustments to Bank Balance	(\$47,672.33)
-----------------------------------	---------------

Investments:

Treasury Bonds and Notes	\$0.00
Certificate of Deposits	\$20,000.00
Other Securities	\$0.00
Other Investments:	
Redtree Investments	\$5,189,792.39

Total Investments	\$5,209,792.39
-------------------	----------------

Cash on Hand:

Petty Cash:	
Secretaries Cash Fund	\$75.00
Change Cash:	
Athletic Change Fund	\$1,700.00
DragonFly Sports Payment System	\$5,000.00
Cash with Fiscal Agent	\$0.00

Total Cash on Hand	\$6,775.00
--------------------	------------

Total Balances	\$11,838,031.36
----------------	-----------------

Total Fund Balance	\$11,838,031.36
--------------------	-----------------

Depository Clearance Accounts:

Total Clearance Account Balances	\$0.00
----------------------------------	--------

Treasurer

RIVERDALE LOCAL SCHOOL DIST.

Cash Summary Report

	Full Account Code	Description	Initial Cash	MTD Received	FYTD Received	MTD Expended	FYTD Expended	Fund Balance	Encumbrance	Unencumbered Balance
Fund:	001									
	001-0000	GENERAL FUND	\$ 8,656,789.36	\$ 2,516,859.64	\$ 11,645,640.20	\$ 1,137,101.36	\$ 9,061,928.78	\$ 11,240,500.78	\$ 918,588.27	\$ 10,321,912.51
	001-9902	RLS DONATION ACCT	(2,760.12)	0.00	0.00	0.00	0.00	(2,760.12)	0.00	(2,760.12)
	001-9903	Tech Education	10,204.28	635.00	6,870.00	0.00	0.00	17,074.28	5,000.00	12,074.28
	001-9904	Support Groups	2,200.00	0.00	14,792.91	5,735.51	29,661.07	(12,668.16)	6,752.78	(19,420.94)
			\$ 8,666,433.52	\$ 2,517,494.64	\$ 11,667,303.11	\$ 1,142,836.87	\$ 9,091,589.85	\$ 11,242,146.78	\$ 930,341.05	\$ 10,311,805.73
Fund:	002									
	002-9002	BOND RETIREMENT FOR BUILDING PROJECT	48,702.45	0.00	439.91	0.00	0.00	49,142.36	0.00	49,142.36
			\$ 48,702.45	\$ 0.00	\$ 439.91	\$ 0.00	\$ 0.00	\$ 49,142.36	\$ 0.00	\$ 49,142.36
Fund:	003									
	003-9697	PERM IMPROVE	0.01	0.00	0.00	0.00	0.00	0.01	0.00	0.01
			\$ 0.01	\$ 0.00	\$ 0.00	\$ 0.00	\$ 0.00	\$ 0.01	\$ 0.00	\$ 0.01
Fund:	006									
	006-9004	LUNCHROOM FUND	162,320.93	81,933.79	394,924.10	54,919.67	471,061.71	86,183.32	136,057.56	(49,874.24)
	006-9023	Pandemic EBT	628.00	0.00	0.00	0.00	0.00	628.00	0.00	628.00
			\$ 162,948.93	\$ 81,933.79	\$ 394,924.10	\$ 54,919.67	\$ 471,061.71	\$ 86,811.32	\$ 136,057.56	\$ (49,246.24)
Fund:	007									
	007-9002	DONATIONS- LION'S CLUB	201.29	0.00	0.00	0.00	0.00	201.29	0.00	201.29
	007-9007	UNCLAIMED MONEY FUND	8,839.76	0.00	0.00	0.00	0.00	8,839.76	0.00	8,839.76
	007-9013	JAMES THAMES SCHOLARSHIP FUND	45.43	0.00	0.00	0.00	0.00	45.43	0.00	45.43
	007-9014	GENE STUCKEY SCHOLARSHIP FUND	180.00	1,000.00	1,000.00	0.00	0.00	1,180.00	0.00	1,180.00
	007-9015	ALICE JAQUETH SCHOLARSHIP FUND	400.00	0.00	0.00	0.00	0.00	400.00	0.00	400.00
			\$ 9,666.48	\$ 1,000.00	\$ 1,000.00	\$ 0.00	\$ 0.00	\$ 10,666.48	\$ 0.00	\$ 10,666.48
Fund:	008									
	008-9010	MCELROY TRUST FUND # 1	10,010.02	0.00	3.77	0.00	0.00	10,013.79	0.00	10,013.79
	008-9011	RALPH & OLIVE MCELROY SCHOLARSHIP FUND # 2	10,010.02	0.00	3.77	0.00	0.00	10,013.79	0.00	10,013.79
			\$ 20,020.04	\$ 0.00	\$ 7.54	\$ 0.00	\$ 0.00	\$ 20,027.58	\$ 0.00	\$ 20,027.58
Fund:	009									
	009-9005	UNIFORM SCHOOL SUPPLY	8,798.90	1,299.10	11,444.11	501.84	6,982.43	13,260.58	4,707.64	8,552.94
			\$ 8,798.90	\$ 1,299.10	\$ 11,444.11	\$ 501.84	\$ 6,982.43	\$ 13,260.58	\$ 4,707.64	\$ 8,552.94
Fund:	018									
	018-9002	TECHNOLOGY GRANT FUND	996.24	0.00	460.00	0.00	0.00	1,456.24	0.00	1,456.24
	018-9003	FALCON WEEKEND PACKS	6,634.28	0.00	2,100.00	0.00	0.00	8,734.28	0.00	8,734.28
	018-9004	TEACHERS' FLOWER FUND	201.55	0.00	0.00	0.00	0.00	201.55	0.00	201.55
	018-9005	FALCON FITNESS	1,444.43	0.00	0.00	0.00	0.00	1,444.43	0.00	1,444.43
	018-9007	YOUTH LITERACY GRANT	24,707.54	0.00	0.00	1,049.30	6,113.95	18,593.59	7,494.19	11,099.40

RIVERDALE LOCAL SCHOOL DIST.

Cash Summary Report

	Full Account Code	Description	Initial Cash	MTD Received	FYTD Received	MTD Expended	FYTD Expended	Fund Balance	Encumbrance	Unencumbered Balance
	018-9010	STUDENT SPECIAL NEEDS FUND	\$ 2,590.62	\$ 0.00	\$ 1,500.00	\$ 0.00	\$ 0.00	\$ 4,090.62	\$ 500.00	\$ 3,590.62
	018-9011	ACCELERATED READER GRANTS	5,813.37	0.00	0.00	345.03	1,148.28	4,665.09	1,351.72	3,313.37
	018-9014	BOOK FAIR ACCOUNT	3,051.13	3,461.19	15,043.41	2,918.35	8,381.21	9,713.33	1,772.95	7,940.38
	018-9101	SUPERINTENDENT'S GENERAL ACTIVITY ACCT	1,144.73	93.38	1,205.00	0.00	1,801.77	547.96	366.94	181.02
	018-9200	RED RIBBON/DRUG FREE ACCT	3,255.88	0.00	0.00	0.00	0.00	3,255.88	0.00	3,255.88
	018-9222	HIGH SCHOOL GENERAL ACTIVITY ACCT	5,556.74	0.00	497.00	748.72	3,790.07	2,263.67	916.32	1,347.35
	018-9301	K-5 GENERAL ACTIVITY A/C	19,202.26	402.00	9,364.89	5,512.44	16,730.47	11,836.68	16,898.19	(5,061.51)
			\$ 74,598.77	\$ 3,956.57	\$ 30,170.30	\$ 10,573.84	\$ 37,965.75	\$ 66,803.32	\$ 29,300.31	\$ 37,503.01
Fund:	022									
	022-9216	TOURNAMENT ACCOUNT	228.02	0.00	0.00	0.00	0.00	228.02	0.00	228.02
			\$ 228.02	\$ 0.00	\$ 0.00	\$ 0.00	\$ 0.00	\$ 228.02	\$ 0.00	\$ 228.02
Fund:	034									
	034-0000	CLASSROOM FACILITIES MAINTENANCE FUND	244,121.75	0.00	90.67	9,474.81	63,905.24	180,307.18	38,764.31	141,542.87
			\$ 244,121.75	\$ 0.00	\$ 90.67	\$ 9,474.81	\$ 63,905.24	\$ 180,307.18	\$ 38,764.31	\$ 141,542.87
Fund:	200									
	200-9202	BAND	5,165.21	0.00	800.00	0.00	860.00	5,105.21	0.00	5,105.21
	200-9203	RIVERDALE F.F.A. ACTIVITY A/C	44,692.10	1,996.00	74,441.50	21,803.34	67,329.87	51,803.73	34,245.67	17,558.06
	200-9205	SPANISH CLUB	484.95	0.00	0.00	0.00	0.00	484.95	0.00	484.95
	200-9206	ADVANCED PLACEMENT ACCOUNT	160.18	0.00	0.00	0.00	0.00	160.18	0.00	160.18
	200-9207	HONOR SOCIETY ACTIVITY A/C	6,584.30	0.00	120.00	0.00	385.00	6,319.30	0.00	6,319.30
	200-9209	RIVERDALE FFA ALUMNI	63,865.30	0.00	11,247.57	0.00	1,000.00	74,112.87	9,000.00	65,112.87
	200-9210	QUIZ BOWL	1,743.07	0.00	0.00	155.00	490.00	1,253.07	150.00	1,103.07
	200-9211	MS QUIZ BOWL	1,291.43	0.00	0.00	95.00	95.00	1,196.43	0.00	1,196.43
	200-9213	INDUSTRIAL ARTS ACCT	12,133.64	580.00	2,611.45	556.60	13,626.26	1,118.83	2,135.46	(1,016.63)
	200-9214	STUDENT COUNCIL ACTIVITY A/C	5,835.88	0.00	1,966.00	0.00	1,018.38	6,783.50	280.62	6,502.88
	200-9215	TEEN LEADERSHIP CORP	171.67	0.00	0.00	0.00	0.00	171.67	0.00	171.67
	200-9216	SOUNDSATION ACCT	2,983.47	0.00	0.00	0.00	0.00	2,983.47	0.00	2,983.47
	200-9217	RHS CHOIR ACTIVITY ACCT	3,823.42	0.00	180.00	0.00	249.00	3,754.42	200.00	3,554.42
	200-9218	MUSICAL PRODUCTIONS	10,568.13	29.00	29.00	2,591.18	3,096.86	7,500.27	243.82	7,256.45
	200-9219	HS PLAY	1,848.04	0.00	0.00	0.00	0.00	1,848.04	0.00	1,848.04
	200-9220	RIVERDALE FALCON FANATICS	414.52	0.00	0.00	0.00	0.00	414.52	0.00	414.52
	200-9224	YEARBOOK ACTIVITY ACCT	26,701.81	0.00	1,130.00	0.00	7,253.86	20,577.95	6,814.83	13,763.12
	200-9225	CHEERLEADER ACTIVITY A/C	16,157.40	6,910.00	6,910.00	0.00	9,699.66	13,367.74	1,853.39	11,514.35
	200-9228	STUDENT MANAGED ACTIVITY	0.00	0.00	365.00	0.00	100.00	265.00	0.00	265.00
	200-9235	RSADDA	423.67	0.00	0.00	0.00	0.00	423.67	0.00	423.67

RIVERDALE LOCAL SCHOOL DIST.

Cash Summary Report

	Full Account Code	Description	Initial Cash	MTD Received	FYTD Received	MTD Expended	FYTD Expended	Fund Balance	Encumbrance	Unencumbered Balance
	200-9254	CLASS OF 2020	\$ 52.29	\$ 0.00	\$ 0.00	\$ 0.00	\$ 0.00	\$ 52.29	\$ 0.00	\$ 52.29
	200-9257	CLASS OF 2023	71.04	0.00	0.00	0.00	0.00	71.04	0.00	71.04
	200-9258	CLASS OF 2024	8,011.16	0.00	0.00	0.00	3,704.40	4,306.76	0.00	4,306.76
	200-9259	CLASS OF 2025	2,354.66	0.00	0.00	0.00	36.04	2,318.62	688.96	1,629.66
	200-9266	CLASS OF 2026	1,237.50	0.00	12,136.33	187.50	6,522.64	6,851.19	6,412.50	438.69
	200-9267	CLASS OF 2027	605.00	0.00	365.00	0.00	100.00	870.00	0.00	870.00
	200-9401	MS BAND ACTIVITY ACCT	923.25	25.00	180.00	0.00	0.00	1,103.25	0.00	1,103.25
	200-9403	MS STUDENT COUNCIL ACTIVITY A/C	2,497.43	0.00	0.00	0.00	0.00	2,497.43	0.00	2,497.43
	200-9404	MS PLAY ACTIVITY A/C	2,007.20	0.00	0.00	0.00	0.00	2,007.20	184.75	1,822.45
	200-9406	MS 6TH GR ACCT	2,905.49	0.00	0.00	0.00	0.00	2,905.49	0.00	2,905.49
	200-9407	8TH GRADE WASHINGTON DC TRIP ACCT	263.00	6,338.00	40,438.00	9,575.00	33,400.00	7,301.00	51,600.00	(44,299.00)
	200-9408	MS NATIONAL HONOR SOCIETY	582.52	0.00	0.00	0.00	0.00	582.52	0.00	582.52
	200-9409	MS H.A.P.P.Y. A/C	1,197.56	0.00	0.00	0.00	0.00	1,197.56	150.00	1,047.56
	200-9410	MS CHEERLEADER ACCT	119.43	0.00	0.00	0.00	0.00	119.43	0.00	119.43
	200-9411	MS CHOIR ACTIVITY ACCT	787.99	0.00	10.00	0.00	185.48	612.51	14.52	597.99
	200-9412	ESports	0.00	0.00	100.00	0.00	100.00	0.00	0.00	0.00
	200-9600	ELEMENTARY MUSIC ACCOUNT	2,210.11	0.00	0.00	0.00	0.00	2,210.11	0.00	2,210.11
			\$ 230,873.82	\$ 15,878.00	\$ 153,029.85	\$ 34,963.62	\$ 149,252.45	\$ 234,651.22	\$ 113,974.52	\$ 120,676.70
Fund:		300								
	300-0000	DISTRICT MANAGED ACTIVITY	(206.24)	0.00	0.00	0.00	822.20	(1,028.44)	639.08	(1,667.52)
	300-9201	ATHLETIC ACTIVITY A/C	18,963.65	1,278.32	101,878.51	925.53	93,983.60	26,858.56	26,695.40	163.16
	300-9202	H.S BOYS SOCCER FUND	3,062.16	0.00	0.00	0.00	1,506.24	1,555.92	125.00	1,430.92
	300-9203	WEIGHT LIFTING	76.95	0.00	0.00	0.00	0.00	76.95	0.00	76.95
	300-9205	WRESTLING FUND	3,025.09	0.00	0.00	0.00	2,842.00	183.09	0.00	183.09
	300-9206	GOLF ACCOUNT	2,297.16	0.00	0.00	0.00	1,250.00	1,047.16	0.00	1,047.16
	300-9207	SOFTBALL FUND	41.96	0.00	33.38	0.00	0.00	75.34	0.00	75.34
	300-9208	BASEBALL FUND	708.20	0.00	0.00	0.00	0.00	708.20	0.00	708.20
	300-9209	HS BOYS TRACK FUND	847.38	0.00	0.00	0.00	0.00	847.38	0.00	847.38
	300-9210	HS GIRLS TRACK FUND	487.17	0.00	0.00	0.00	0.00	487.17	0.00	487.17
	300-9211	H.S. FOOTBALL FUND	971.01	0.00	0.00	0.00	0.00	971.01	0.00	971.01
	300-9212	HS GIRLS SOCCER FUND	(71.09)	0.00	0.00	0.00	0.00	(71.09)	0.00	(71.09)
	300-9213	HS BOYS BASKETBALL FUND	1,351.57	0.00	0.00	0.00	0.00	1,351.57	0.00	1,351.57
	300-9214	HS GIRLS BASKETBALL FUND	2,230.92	0.00	0.00	0.00	0.00	2,230.92	0.00	2,230.92
	300-9215	CROSS COUNTRY	820.48	0.00	0.00	0.00	0.00	820.48	0.00	820.48
	300-9217	ELEM CROSS COUNTRY	120.39	0.00	0.00	0.00	0.00	120.39	0.00	120.39
			\$ 34,726.76	\$ 1,278.32	\$ 101,911.89	\$ 925.53	\$ 100,404.04	\$ 36,234.61	\$ 27,459.48	\$ 8,775.13
Fund:		451								

RIVERDALE LOCAL SCHOOL DIST.

Cash Summary Report

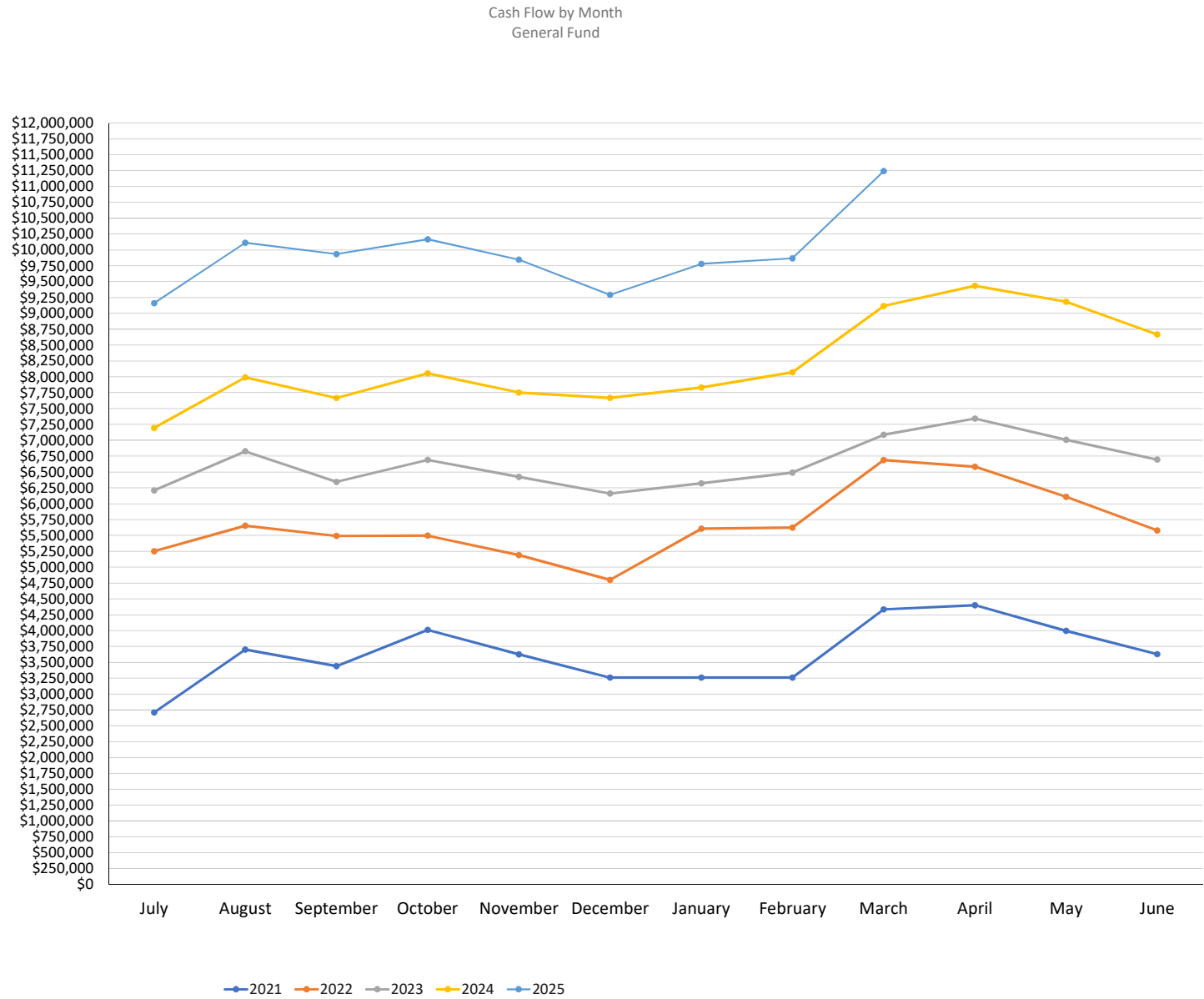
	Full Account Code	Description	Initial Cash	MTD Received	FYTD Received	MTD Expended	FYTD Expended	Fund Balance	Encumbrance	Unencumbered Balance
	451-9024	ONENET FY 2024	\$ 7,990.12	\$ 0.00	\$ 0.00	\$ 0.00	\$ 0.00	\$ 7,990.12	\$ 0.00	\$ 7,990.12
	451-9025	DATA COMMUNICATION FUND	0.00	3,964.56	7,964.56	0.00	0.00	7,964.56	0.00	7,964.56
			\$ 7,990.12	\$ 3,964.56	\$ 7,964.56	\$ 0.00	\$ 0.00	\$ 15,954.68	\$ 0.00	\$ 15,954.68
Fund:	459									
	459-911A	OHIO READS VOL COOR ACCT FY 07	1,277.33	0.00	0.00	0.00	0.00	1,277.33	0.00	1,277.33
			\$ 1,277.33	\$ 0.00	\$ 0.00	\$ 0.00	\$ 0.00	\$ 1,277.33	\$ 0.00	\$ 1,277.33
Fund:	460									
	460-9005	STUDENT INTERVENTION - FY 05	17.12	0.00	0.00	0.00	0.00	17.12	0.00	17.12
			\$ 17.12	\$ 0.00	\$ 0.00	\$ 0.00	\$ 0.00	\$ 17.12	\$ 0.00	\$ 17.12
Fund:	499									
	499-9001	SCHOOL IMPROVEMENT INCENTIVE AWARDS	13.60	0.00	0.00	0.00	0.00	13.60	0.00	13.60
	499-9002	SCHOOL IMPROVEMENT INCENTIVE AWARDS	53.44	0.00	0.00	0.00	0.00	53.44	0.00	53.44
	499-9007	GIFTED SUPPLEMENT	5.00	0.00	0.00	0.00	0.00	5.00	0.00	5.00
	499-9023	SCHOOL SAFETY GRANT	97.21	0.00	0.00	0.00	0.00	97.21	0.00	97.21
	499-9024	SCHOOL SAFETY GRANT	4,296.20	0.00	0.00	0.00	4,296.20	0.00	0.00	0.00
	499-9025	Ohio TechCred FY25	0.00	0.00	0.00	0.00	0.00	0.00	100,000.00	(100,000.00)
	499-907A	CORE IMPLEMENTATION GRANT	79.92	0.00	0.00	0.00	0.00	79.92	0.00	79.92
	499-9121	SCHOOL SAFETY GRANT	5,292.58	0.00	0.00	0.00	0.00	5,292.58	0.00	5,292.58
	499-9122	School Bus Purchase Program	(135,000.00)	0.00	0.00	0.00	0.00	(135,000.00)	0.00	(135,000.00)
	499-9123	School Bus Purchase Program	135,000.00	0.00	0.00	0.00	0.00	135,000.00	0.00	135,000.00
	499-9125	MISCELLANEOUS STATE GRANT FUND	0.00	4,184.99	4,184.99	0.00	0.00	4,184.99	0.00	4,184.99
	499-9900	SCHOOL IMPROVEMENT INCENTIVE GRANT	61.50	0.00	0.00	0.00	0.00	61.50	0.00	61.50
			\$ 9,899.45	\$ 4,184.99	\$ 4,184.99	\$ 0.00	\$ 4,296.20	\$ 9,788.24	\$ 100,000.00	\$ (90,211.76)
Fund:	506									
	506-9015	RACE TO THE TOP GRANT	118.01	0.00	0.00	0.00	0.00	118.01	0.00	118.01
			\$ 118.01	\$ 0.00	\$ 0.00	\$ 0.00	\$ 0.00	\$ 118.01	\$ 0.00	\$ 118.01
Fund:	507									
	507-9021	ESSER COVID	0.00	0.00	0.00	0.00	470.89	(470.89)	0.00	(470.89)
	507-9022	ESSER II	(68.77)	0.00	0.00	0.00	0.00	(68.77)	0.00	(68.77)
	507-9024	ARP Homeless Targeted Support	(156.25)	0.00	8,195.59	0.00	8,039.34	0.00	0.00	0.00
			\$ (225.02)	\$ 0.00	\$ 8,195.59	\$ 0.00	\$ 8,510.23	\$ (539.66)	\$ 0.00	\$ (539.66)
Fund:	516									
	516-9024	IDEA-B SPECIAL EDUCATION	(11,507.17)	0.00	48,832.98	0.00	37,325.81	0.00	0.00	0.00
	516-9025	IDEA-B SPECIAL EDUCATION	0.00	0.00	72,561.28	19,318.86	145,519.75	(72,958.47)	0.00	(72,958.47)
			\$ (11,507.17)	\$ 0.00	\$ 121,394.26	\$ 19,318.86	\$ 182,845.56	\$ (72,958.47)	\$ 0.00	\$ (72,958.47)

RIVERDALE LOCAL SCHOOL DIST.

Cash Summary Report

	Full Account Code	Description	Initial Cash	MTD Received	FYTD Received	MTD Expended	FYTD Expended	Fund Balance	Encumbrance	Unencumbered Balance
Fund:	572									
	572-9016	TITLE I FY 16	\$ 127.00	\$ 0.00	\$ 0.00	\$ 0.00	\$ 0.00	\$ 127.00	\$ 0.00	\$ 127.00
	572-9023	TITLE I	0.05	0.00	0.00	0.00	0.00	0.05	0.00	0.05
	572-9024	TITLE I	(8,414.87)	0.00	36,729.10	0.00	28,314.23	0.00	0.00	0.00
	572-9025	TITLE I	0.00	0.00	58,356.90	13,995.44	110,290.92	(51,934.02)	551.58	(52,485.60)
			\$ (8,287.82)	\$ 0.00	\$ 95,086.00	\$ 13,995.44	\$ 138,605.15	\$ (51,806.97)	\$ 551.58	\$ (52,358.55)
Fund:	584									
	584-9025	TITLE IV-A	0.00	0.00	10,534.71	0.00	14,046.29	(3,511.58)	0.00	(3,511.58)
			\$ 0.00	\$ 0.00	\$ 10,534.71	\$ 0.00	\$ 14,046.29	\$ (3,511.58)	\$ 0.00	\$ (3,511.58)
Fund:	587									
	587-9025	IDEA PRESCHOOL-HANDICAPPED	0.00	0.00	5,279.22	0.00	7,038.96	(1,759.74)	0.00	(1,759.74)
			\$ 0.00	\$ 0.00	\$ 5,279.22	\$ 0.00	\$ 7,038.96	\$ (1,759.74)	\$ 0.00	\$ (1,759.74)
Fund:	590									
	590-9019	TITLE II-A	29.39	0.00	0.00	0.00	0.00	29.39	0.00	29.39
	590-9020	IMPROVING TCHR QUALITY	485.25	0.00	0.00	0.00	0.00	485.25	0.00	485.25
	590-9023	IMPROVING TCHR QUALITY	10.00	0.00	0.00	0.00	0.00	10.00	0.00	10.00
	590-9024	IMPROVING TCHR QUALITY	(1,500.00)	0.00	2,326.80	0.00	826.80	0.00	0.00	0.00
	590-9025	IMPROVING TCHR QUALITY	0.00	0.00	7,361.70	0.00	7,896.84	(535.14)	919.62	(1,454.76)
			\$ (975.36)	\$ 0.00	\$ 9,688.50	\$ 0.00	\$ 8,723.64	\$ (10.50)	\$ 919.62	\$ (930.12)
Fund:	599									
	599-9021	TITLE IV-A	1,183.44	0.00	0.00	0.00	0.00	1,183.44	0.00	1,183.44
	599-9123	OFCC Safety Grant	43,715.38	0.00	0.00	0.00	43,715.38	0.00	0.00	0.00
			\$ 44,898.82	\$ 0.00	\$ 0.00	\$ 0.00	\$ 43,715.38	\$ 1,183.44	\$ 0.00	\$ 1,183.44
Grand Total			\$ 9,544,324.93	\$ 2,630,989.97	\$ 12,622,649.31	\$ 1,287,510.48	\$ 10,328,942.88	\$ 11,838,031.36	\$ 1,382,076.07	\$ 10,455,955.29





Riverdale Local School

General

Budgeted vs. Actual

FY 2025

9

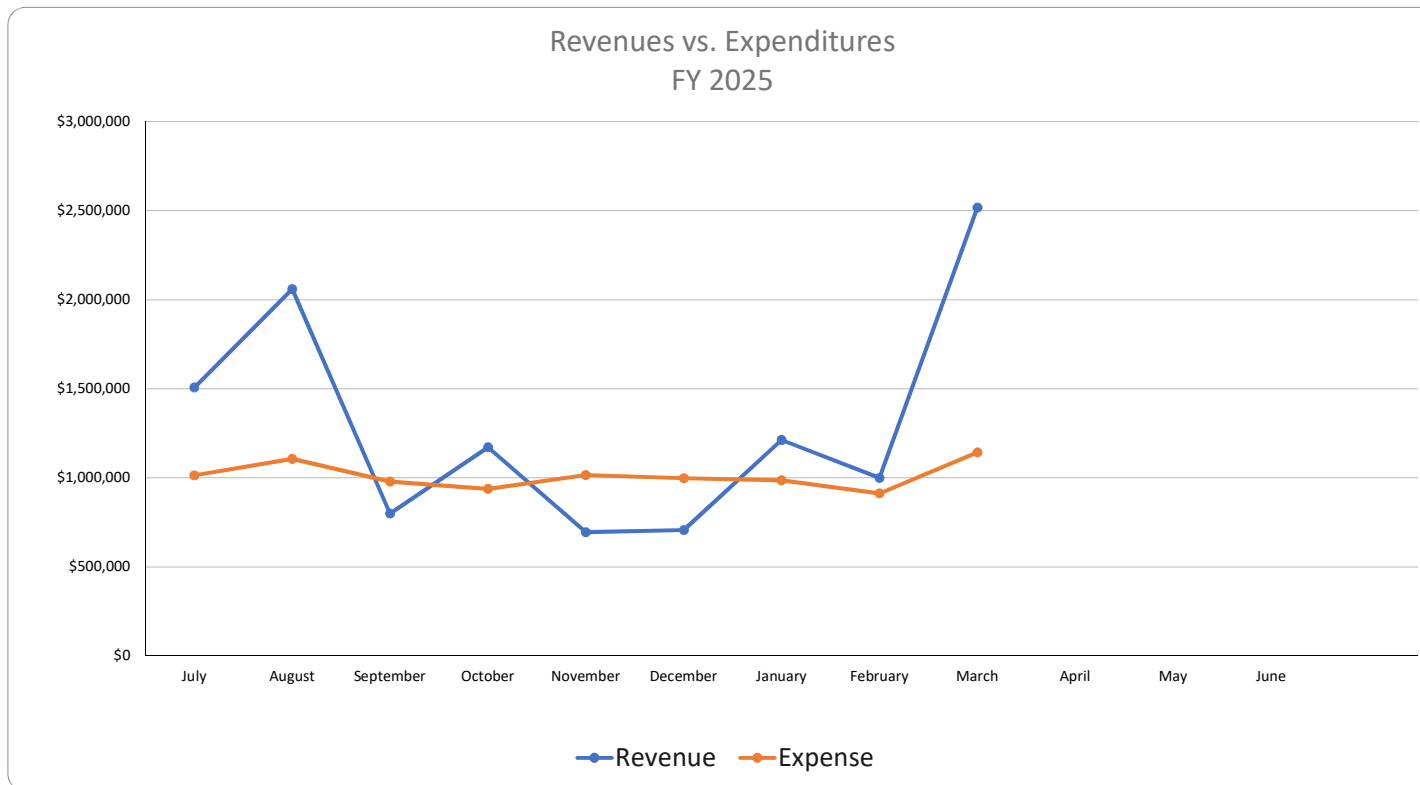
75.00%

		Actual MTD thru 03-31-25	1st Amended	Actual YTD thru 03-31-25	% of Projected	Actual YTD thru 03-31-24
	<b>Revenue</b>					
001 1111	Real Estate Tax	1,597,284	3,123,909	3,093,899	99.04%	3,130,395
001 1120	Personal Property Tax	206,436	367,122	418,131	113.89%	207,072
001 1130	Income Tax	-	1,760,447	1,377,126	78.23%	1,662,724
001 1221	Tuition from Other Districts	17,571	35,000	38,504	110.01%	30,955
001 1223	Special Ed. Excess Cost	6,901	176,000	52,710	29.95%	106,394
001 1410	Interest Earned	31,293	340,339	378,265	111.14%	343,708
001 1740	Class Fees, etc	341	10,000	5,040	50.40%	5,637
001 1810	Rental	2,064	23,000	18,047	78.46%	18,134
001 1820	Donations	-	3,000	0	0.00%	1,000
001 1832	Service Provided Other Schools	1,157	3,000	1,157	38.58%	10,557
001 1890	Other Miscellaneous Receipts	1,123	15,000	5,943	39.62%	8,778
001 1890 9902	RLS Donation Receipts	-	30,000	775	2.58%	2,720
001 1890 9903	Tech Ed Dues	635	4,500	6,095	135.44%	3,335
001 1890 9904	Support Group Donations	-	15,000	14,793	98.62%	-
001 1931	Sale of Fixed Assets	-	-	5,795	#DIV/0!	-
001 3110	State Foundation	596,270	7,377,980	5,457,825	73.97%	5,163,638
001 3130	Homestead & Rollback	-	439,669	219,892	50.01%	207,711
001 3190	Casino and Other State Revenue	-	63,422	62,299	98.23%	64,187
001 3200	Restricted State Revenue	55,799	447,839	365,774	81.68%	322,680
001 4100	Federal Unrestricted	620	109,076	102,687	94.14%	106,304
001 5300	Refund of Prior Year Expense		74,904	42,545	56.80%	185,425
	<b>Total</b>	<b>2,517,495</b>	<b>14,419,207</b>	<b>11,667,303</b>		<b>11,581,354</b>

		Actual MTD thru 03-31-25	Perm Approps	Actual YTD thru 03-31-25	% of Projected	Actual YTD thru 03-31-24
	<b>Expenses</b>					
001 100	Salaries	454,371	5,799,252	4,155,308	71.65%	4,212,334
001 200	Fringes	186,516	2,898,902	1,768,325	61.00%	1,921,691
001 400	Purchased Services	385,886	3,672,828	2,435,522	66.31%	2,383,989
001 500	Supplies	41,956	788,700	301,096	38.18%	379,849
001 600	Equipment	7,288	301,028	194,816	64.72%	23,600
001 800	Other	66,821	434,097	236,524	54.49%	236,742
	<b>Total</b>	<b>1,142,837</b>	<b>13,894,807</b>	<b>9,091,590</b>	<b>65.43%</b>	<b>9,158,205</b>
	<b>Change in Cash Position</b>	<b>1,374,658</b>	<b>524,400</b>	<b>2,575,713</b>		<b>2,423,148</b>

## Monthly Revenue vs Expense

	Revenue	Expense
July	\$1,506,775	\$1,013,059
August	\$2,060,099	\$1,106,234
September	\$799,051	\$978,765
October	\$1,170,750	\$937,598
November	\$694,961	\$1,016,357
December	\$706,150	\$998,341
January	\$1,212,480	\$986,179
February	\$999,543	\$912,221
March	\$2,517,495	\$1,142,837
April		
May		
June		
<b>Fiscal Year Total</b>	<b><u>\$11,667,303</u></b>	<b><u>\$9,091,590</u></b>



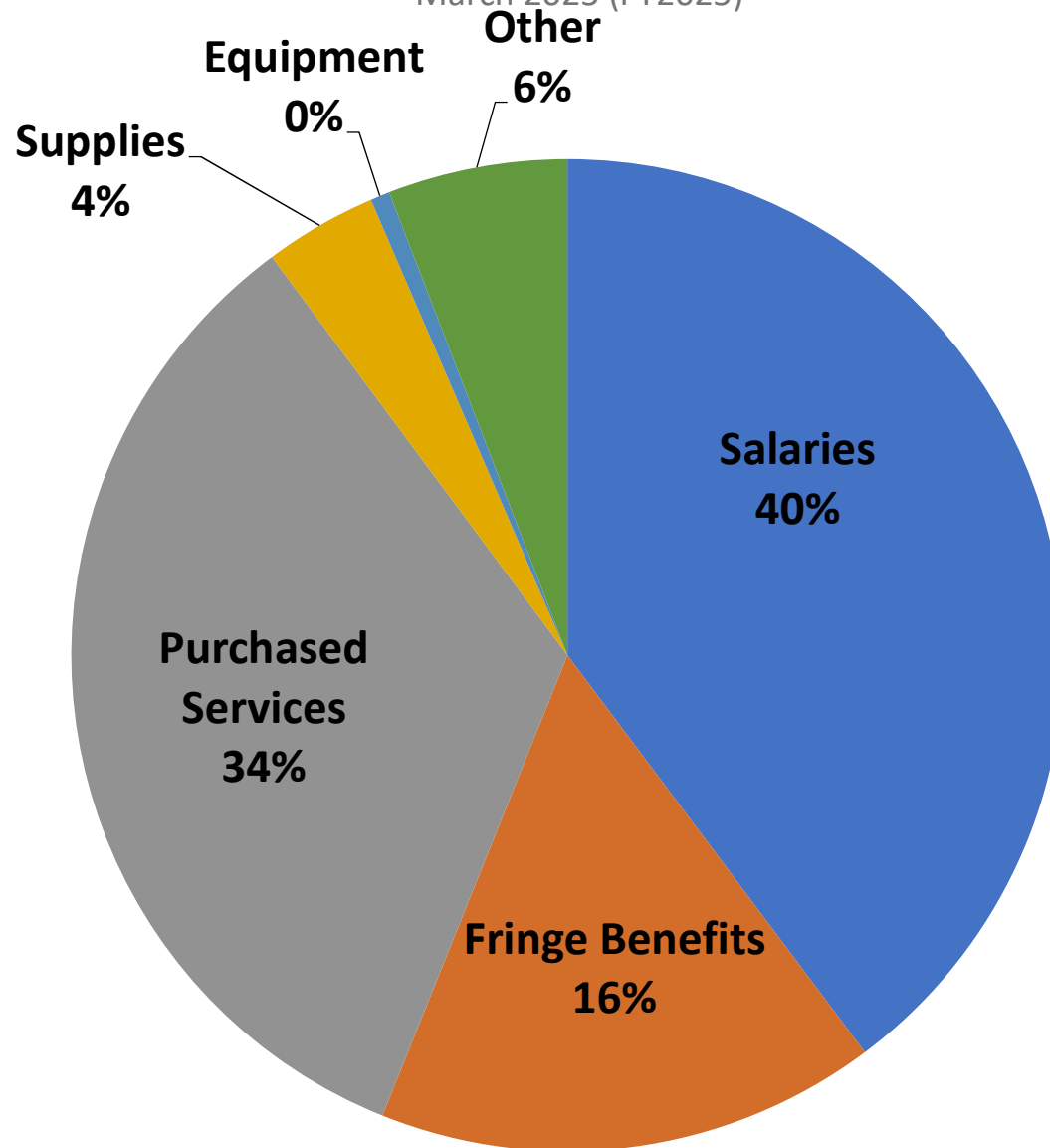
As Of Period: 03/31/2025

## RIVERDALE LOCAL SCHOOL DIST.

### SSDT Summary of Expenditures by Fund

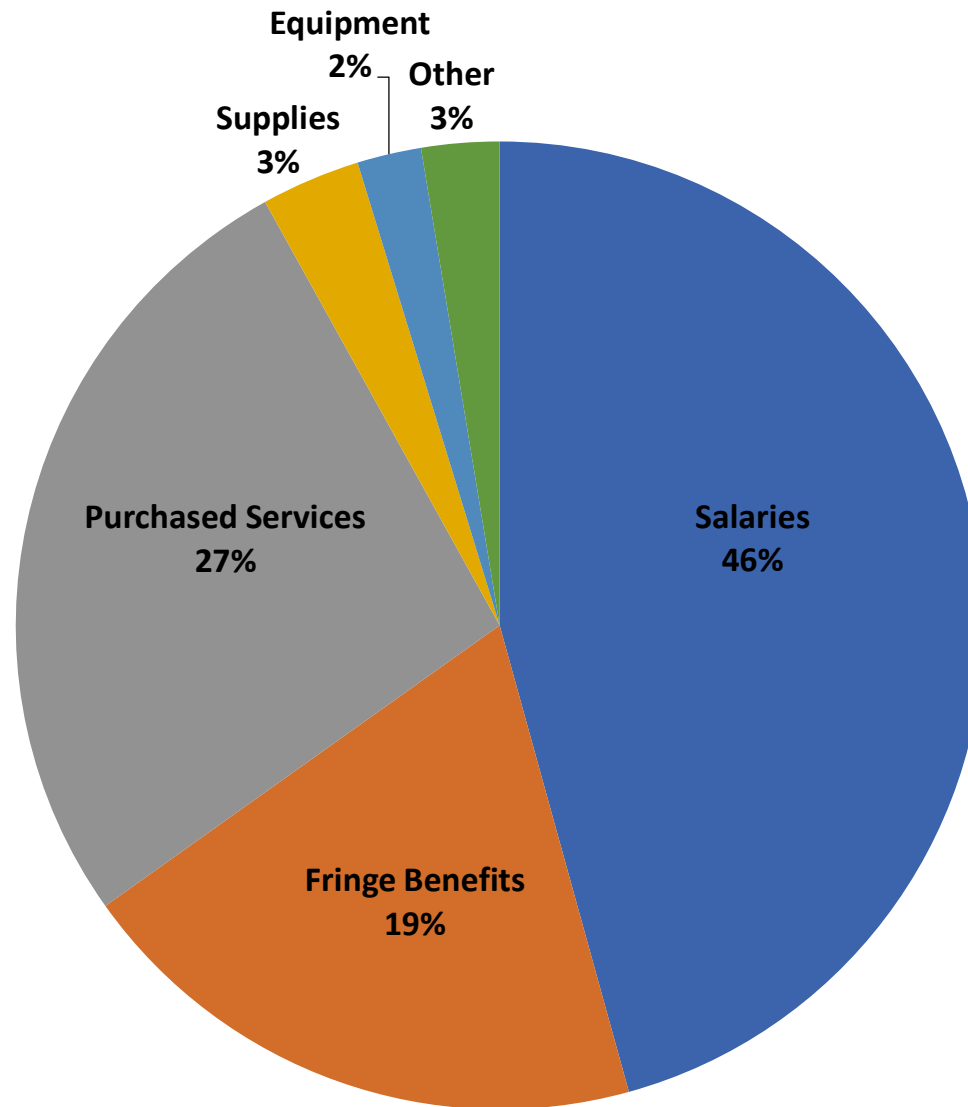
Code	Description	FYTD Expendable	FYTD Expended	MTD Expended	Fiscal Year Encumbrances	FYTD Expendable Remaining	FYTD Percent Expended
001	GENERAL	\$ 14,336,832.90	\$ 9,091,589.85	\$ 1,142,836.87	\$ 930,341.05	\$ 4,314,902.00	63.41 %
002	BOND RETIREMENT	0.00	0.00	0.00	0.00	0.00	0.00
003	PERMANENT IMPROVEMENT	0.00	0.00	0.00	0.00	0.00	0.00
006	FOOD SERVICE	751,533.58	471,061.71	54,919.67	136,057.56	144,414.31	62.68
007	SPECIAL TRUST	1,000.00	0.00	0.00	0.00	1,000.00	0.00
008	ENDOWMENT	0.00	0.00	0.00	0.00	0.00	0.00
009	UNIFORM SCHOOL SUPPLIES	25,000.00	6,982.43	501.84	4,707.64	13,309.93	27.93
010	CLASSROOM FACILITIES	0.00	0.00	0.00	0.00	0.00	0.00
018	PUBLIC SCHOOL SUPPORT	92,772.15	37,965.75	10,573.84	29,300.31	25,506.09	40.92
022	DISTRICT CUSTODIAL	0.00	0.00	0.00	0.00	0.00	0.00
034	CLASSROOM FACILITIES MAINT.	150,000.00	63,905.24	9,474.81	38,764.31	47,330.45	42.60
200	STUDENT MANAGED ACTIVITY	318,748.66	149,252.45	34,963.62	113,974.52	55,521.69	46.82
300	DISTRICT MANAGED ACTIVITY	137,483.76	100,404.04	925.53	27,459.48	9,620.24	73.03
416	TEACHER DEVELOPMENT	0.00	0.00	0.00	0.00	0.00	0.00
432	MANAGEMENT INFORMATION SYSTEM	0.00	0.00	0.00	0.00	0.00	0.00
450	SCHOOLNET EQUIP/INFRASTRUCTURE	0.00	0.00	0.00	0.00	0.00	0.00
451	DATA COMMUNICATION FUND	0.00	0.00	0.00	0.00	0.00	0.00
452	SCHOOLNET PROFESS. DEVELOPMENT	0.00	0.00	0.00	0.00	0.00	0.00
459	OHIO READS	0.00	0.00	0.00	0.00	0.00	0.00
460	SUMMER INTERVENTION	0.00	0.00	0.00	0.00	0.00	0.00
461	VOCATIONAL EDUC. ENHANCEMENTS	0.00	0.00	0.00	0.00	0.00	0.00
467	STUDENT WELLNESS AND SUCCESS FUND	0.00	0.00	0.00	0.00	0.00	0.00
499	MISCELLANEOUS STATE GRANT FUND	104,296.20	4,296.20	0.00	100,000.00	0.00	4.12
504		0.00	0.00	0.00	0.00	0.00	0.00
506	RACE TO THE TOP	0.00	0.00	0.00	0.00	0.00	0.00
507	ELEMENTARY AND SECONDARY SCHOOL EMERGENCY RELIEF FUND	8,039.34	8,510.23	0.00	0.00	(470.89)	105.86
510	CORONAVIRUS RELIEF FUND	0.00	0.00	0.00	0.00	0.00	0.00
516	IDEA PART B GRANTS	288,772.34	182,845.56	19,318.86	0.00	105,926.78	63.32
532		0.00	0.00	0.00	0.00	0.00	0.00
533	TITLE II D - TECHNOLOGY	0.00	0.00	0.00	0.00	0.00	0.00
536	TITLE I SCHOOL IMPROVEMENT A	0.00	0.00	0.00	0.00	0.00	0.00
572	TITLE I DISADVANTAGED CHILDREN	222,841.62	138,605.15	13,995.44	551.58	83,684.89	62.20
573	TITLE V INNOVATIVE EDUC PGM	0.00	0.00	0.00	0.00	0.00	0.00
584	DRUG FREE SCHOOL GRANT FUND	14,046.29	14,046.29	0.00	0.00	0.00	100.00
587	IDEA PRESCHOOL-HANDICAPPED	7,038.96	7,038.96	0.00	0.00	0.00	100.00
590	IMPROVING TEACHER QUALITY	34,030.77	8,723.64	0.00	919.62	24,387.51	25.63
599	MISCELLANEOUS FED. GRANT FUND	43,715.38	43,715.38	0.00	0.00	0.00	100.00
<b>Grand Total</b>		<b>\$ 16,536,151.95</b>	<b>\$ 10,328,942.88</b>	<b>\$ 1,287,510.48</b>	<b>\$ 1,382,076.07</b>	<b>\$ 4,825,133.00</b>	

General Fund Monthly Expenditures By Source  
March 2025 (FY2025)



Percentages are based off amounts listed for Actual MTD expenses on Budget vs. Actual report

General Fund Expenditures By Source  
July 2024 - March 2025 (FY2025)

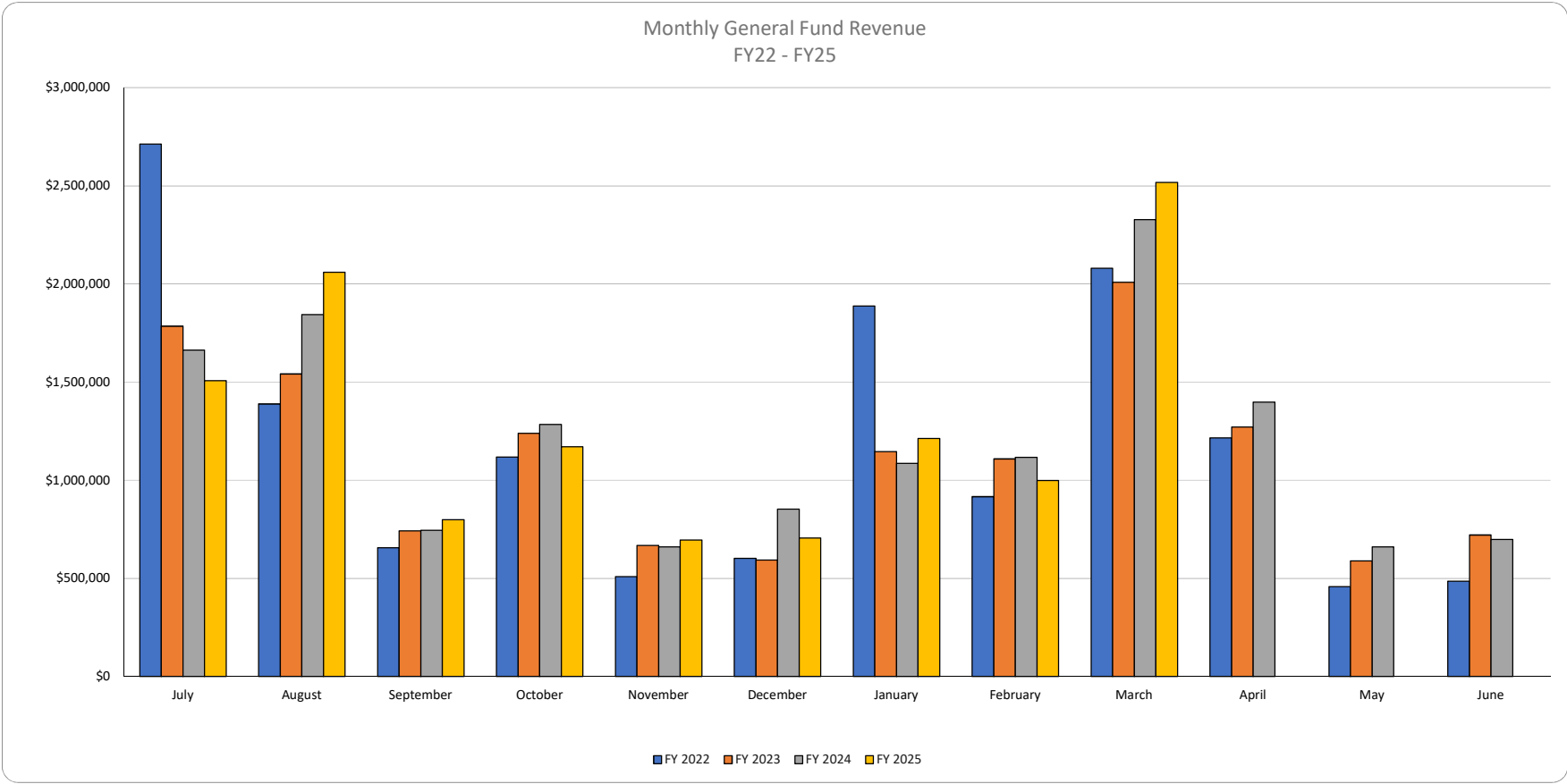


As Of Period: 03/31/2025

## RIVERDALE LOCAL SCHOOL DIST.

### SSDT Summary of Revenues by Fund

Code	Description	FYTD Receivable	FYTD Actual Receipts	MTD Actual Receipts	FYTD Balance Receivable	FYTD Percent Receivable
001	GENERAL	\$ 14,419,213.00	\$ 11,667,303.11	\$ 2,517,494.64	\$ 2,751,909.89	80.91 %
002	BOND RETIREMENT	0.00	439.91	0.00	(439.91)	0.00
003	PERMANENT IMPROVEMENT	0.00	0.00	0.00	0.00	0.00
006	FOOD SERVICE	658,600.00	394,924.10	81,933.79	263,675.90	59.96
007	SPECIAL TRUST	1,000.00	1,000.00	1,000.00	0.00	100.00
008	ENDOWMENT	260.00	7.54	0.00	252.46	2.90
009	UNIFORM SCHOOL SUPPLIES	16,201.10	11,444.11	1,299.10	4,756.99	70.64
010	CLASSROOM FACILITIES	0.00	0.00	0.00	0.00	0.00
018	PUBLIC SCHOOL SUPPORT	62,100.00	30,170.30	3,956.57	31,929.70	48.58
022	DISTRICT CUSTODIAL	0.00	0.00	0.00	0.00	0.00
034	CLASSROOM FACILITIES MAINT.	0.00	90.67	0.00	(90.67)	0.00
200	STUDENT MANAGED ACTIVITY	263,800.00	153,029.85	15,878.00	110,770.15	58.01
300	DISTRICT MANAGED ACTIVITY	101,380.00	101,911.89	1,278.32	(531.89)	100.52
416	TEACHER DEVELOPMENT	0.00	0.00	0.00	0.00	0.00
432	MANAGEMENT INFORMATION SYSTEM	0.00	0.00	0.00	0.00	0.00
450	SCHOOLNET EQUIP/INFRASTRUCTURE	0.00	0.00	0.00	0.00	0.00
451	DATA COMMUNICATION FUND	7,200.00	7,964.56	3,964.56	(764.56)	110.62
452	SCHOOLNET PROFESS. DEVELOPMENT	0.00	0.00	0.00	0.00	0.00
459	OHIO READS	0.00	0.00	0.00	0.00	0.00
460	SUMMER INTERVENTION	0.00	0.00	0.00	0.00	0.00
461	VOCATIONAL EDUC. ENHANCEMENTS	0.00	0.00	0.00	0.00	0.00
467	STUDENT WELLNESS AND SUCCESS FUND	0.00	0.00	0.00	0.00	0.00
499	MISCELLANEOUS STATE GRANT FUND	104,184.99	4,184.99	4,184.99	100,000.00	4.02
504		0.00	0.00	0.00	0.00	0.00
506	RACE TO THE TOP	0.00	0.00	0.00	0.00	0.00
507	ELEMENTARY AND SECONDARY SCHOOL EMERGENCY RELIEF FUND	8,195.59	8,195.59	0.00	0.00	100.00
510	CORONAVIRUS RELIEF FUND	0.00	0.00	0.00	0.00	0.00
516	IDEA PART B GRANTS	300,279.43	121,394.26	0.00	178,885.17	40.43
532		0.00	0.00	0.00	0.00	0.00
533	TITLE II D - TECHNOLOGY	0.00	0.00	0.00	0.00	0.00
536	TITLE I SCHOOL IMPROVEMENT A	0.00	0.00	0.00	0.00	0.00
572	TITLE I DISADVANTAGED CHILDREN	231,256.48	95,086.00	0.00	136,170.48	41.12
573	TITLE V INNOVATIVE EDUC PGM	0.00	0.00	0.00	0.00	0.00
584	DRUG FREE SCHOOL GRANT FUND	14,046.29	10,534.71	0.00	3,511.58	75.00
587	IDEA PRESCHOOL-HANDICAPPED	7,038.96	5,279.22	0.00	1,759.74	75.00
590	IMPROVING TEACHER QUALITY	35,530.77	9,688.50	0.00	25,842.27	27.27
599	MISCELLANEOUS FED. GRANT FUND	0.00	0.00	0.00	0.00	0.00
<b>Grand Total</b>		<b>\$ 16,230,286.61</b>	<b>\$ 12,622,649.31</b>	<b>\$ 2,630,989.97</b>	<b>\$ 3,607,637.30</b>	



Note: FY22 included an additioanl \$1.6 million in income tax

**Income Tax Collections**

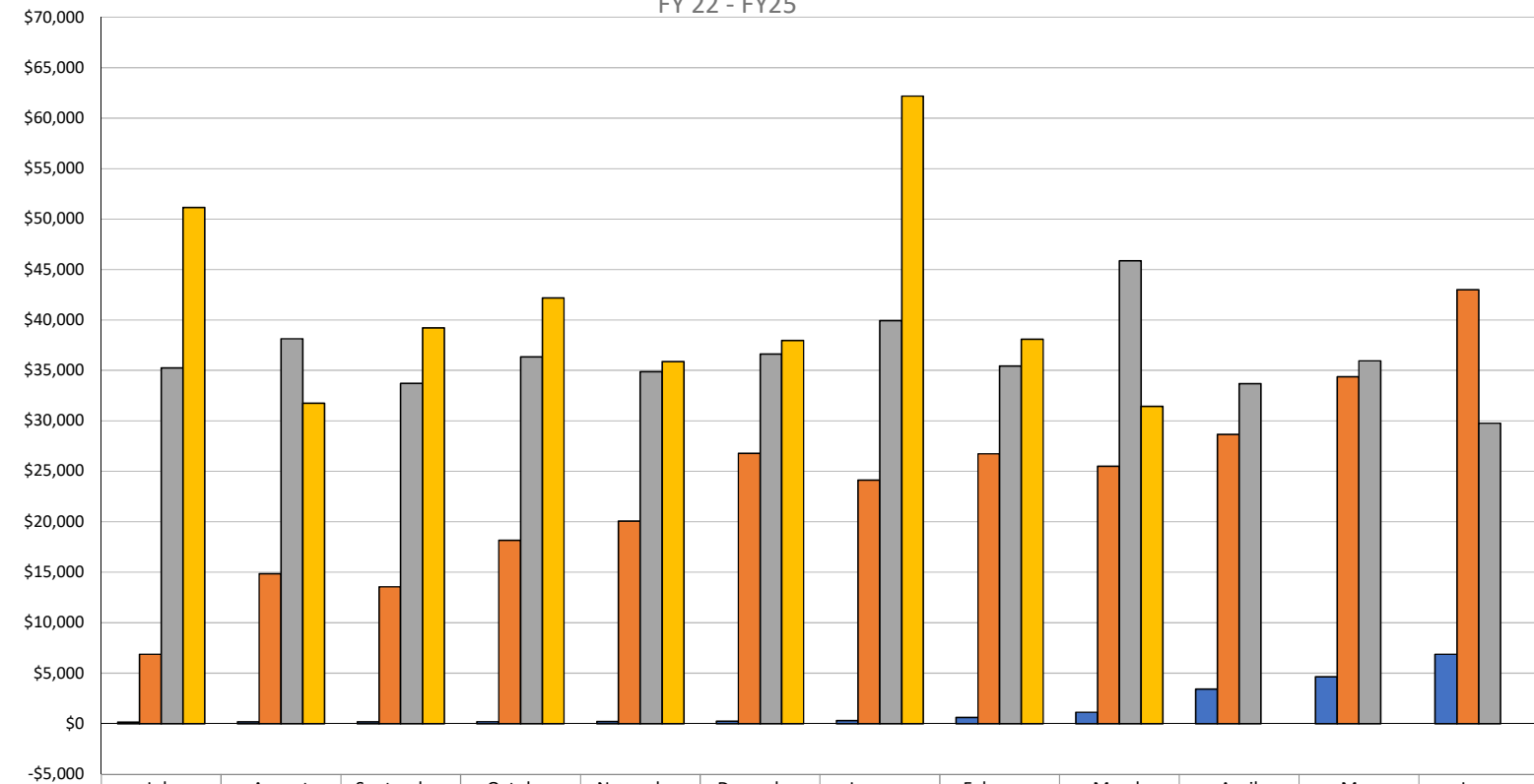
July  
Oct  
Jan  
April

**Property Tax Collection**

July - Advances  
August  
Jan-Feb - Advances  
March



# Monthly Interest FY 22 - FY25



	July	August	September	October	November	December	January	February	March	April	May	June
FY 2022	153.23	172.79	166.47	201.01	211.85	237.73	312.70	616.12	1,135.31	3,414.89	4,631.79	6,877.36
FY 2023	6,877.36	14,866.58	13,550.45	18,175.02	20,075.16	26,781.93	24,145.99	26,727.74	25,521.24	28,673.86	34,368.95	42,988.15
FY 2024	35,239.30	38,132.10	33,714.97	36,332.19	34,877.30	36,625.90	39,935.56	35,454.90	45,844.89	33,687.39	35,940.63	29,777.40
FY 2025	51,141.36	31,747.28	39,230.51	42,173.49	35,885.35	37,977.51	62,180.88	38,080.50	31,417.39	-	-	-

■ FY 2022 ■ FY 2023 ■ FY 2024 ■ FY 2025

Start Date: 03/01/2025

End Date: 03/31/2025

## RIVERDALE LOCAL SCHOOL DIST.

### Disbursement Summary Report

Reference Number	Check Number	Type	Date	Name	Vendor #	Status	Reconcile Date	Void Date	Amount
34348		0 PAYROLL	3/7/2025	RIVERDALE LOCAL SCHOOL DIST.		RECONCILED	3/7/2025		\$ 1,000.00
34349		0 PAYROLL	3/7/2025	RIVERDALE LOCAL SCHOOL DIST.		RECONCILED	3/7/2025		239,112.65
34350		0 ACCOUNTS_PAYA BLE	3/7/2025	MEDICARE/FICA CHARGE OFF	900009	RECONCILED	3/7/2025		3,236.98
34351		0 ACCOUNTS_PAYA BLE	3/7/2025	SCHOOL EMPLOYEES RETIREMENT	900013	RECONCILED	3/7/2025		943.79
34352		0 ACCOUNTS_PAYA BLE	3/7/2025	STRS PICK-UP	900008	RECONCILED	3/7/2025		2,409.15
34396		0 PAYROLL	3/21/2025	RIVERDALE LOCAL SCHOOL DIST.		RECONCILED	3/21/2025		249,454.48
34397		0 PAYROLL	3/21/2025	RIVERDALE LOCAL SCHOOL DIST.		RECONCILED	3/21/2025		1,724.04
34398		0 ACCOUNTS_PAYA BLE	3/21/2025	STRS PICK-UP	900008	RECONCILED	3/21/2025		2,409.15
34399		0 ACCOUNTS_PAYA BLE	3/21/2025	MEDICARE/FICA CHARGE OFF	900009	RECONCILED	3/21/2025		3,397.45
34400		0 ACCOUNTS_PAYA BLE	3/21/2025	SCHOOL EMPLOYEES RETIREMENT	900013	RECONCILED	3/21/2025		1,323.08
34416		0 ACCOUNTS_PAYA BLE	3/31/2025	STRS PICK-UP	900008	VOID		3/31/2025	35.36
34417		0 ACCOUNTS_PAYA BLE	3/31/2025	STRS PICK-UP	900008	RECONCILED	3/31/2025		35.92
34299	197737	ACCOUNTS_PAYA BLE	3/7/2025	ARLINGTON NATURAL GAS COMPANY	6	RECONCILED	3/31/2025		14,382.48
34300	197738	ACCOUNTS_PAYA BLE	3/7/2025	HANCOCK-WOOD ELECTRIC	49	RECONCILED	3/31/2025		27,075.44
34302	197739	ACCOUNTS_PAYA BLE	3/7/2025	HEMPY WATER COND INC	54	RECONCILED	3/31/2025		651.21
34322	197740	ACCOUNTS_PAYA BLE	3/7/2025	PERRY PROTECH	85	RECONCILED	3/31/2025		14.95
34286	197741	ACCOUNTS_PAYA BLE	3/7/2025	RIDGEMONT LOCAL SCHOOLS	638	RECONCILED	3/31/2025		50.00
34292	197742	ACCOUNTS_PAYA BLE	3/7/2025	NATIONAL FFA ORGANIZATION	655	RECONCILED	3/31/2025		135.50
34296	197743	ACCOUNTS_PAYA BLE	3/7/2025	KIMMEL CORP	951	RECONCILED	3/31/2025		191.80
34288	197744	ACCOUNTS_PAYA BLE	3/7/2025	INSTRUMENT CARE CENTER	1628	RECONCILED	3/31/2025		41.57
34291	197745	ACCOUNTS_PAYA	3/7/2025	NEOLA INC	1943	RECONCILED	3/31/2025		160.00

Start Date: 03/01/2025

End Date: 03/31/2025

## RIVERDALE LOCAL SCHOOL DIST.

### Disbursement Summary Report

Reference Number	Check Number	Type	Date	Name	Vendor #	Status	Reconcile Date	Void Date	Amount
		BLE							
34303	197746	ACCOUNTS_PAYA	3/7/2025	WESTERN OHIO	2221	RECONCILED	3/31/2025		\$ 15,813.00
		BLE		COMPUTER					
34313	197747	ACCOUNTS_PAYA	3/7/2025	JOSTENS INC	3016	RECONCILED	3/31/2025		105.87
		BLE							
34307	197748	ACCOUNTS_PAYA	3/7/2025	HANCOCK	3878	RECONCILED	3/31/2025		35,356.74
		BLE		COUNTY					
				EDUCATIONAL					
34290	197749	ACCOUNTS_PAYA	3/7/2025	FRIENDS OFFICE	700288	RECONCILED	3/31/2025		329.76
		BLE							
34319	197750	ACCOUNTS_PAYA	3/7/2025	Northwestern	701386	RECONCILED	3/31/2025		678.75
		BLE		Ohio Security					
				Systems					
34301	197751	ACCOUNTS_PAYA	3/7/2025	CREATIVE	701962	RECONCILED	3/31/2025		1,545.00
		BLE		EXPRESSIONS BY					
34324	197752	ACCOUNTS_PAYA	3/7/2025	JOSTENS	701999	RECONCILED	3/31/2025		18.50
		BLE							
34295	197753	ACCOUNTS_PAYA	3/7/2025	JENNIFER KUBLY	702433	RECONCILED	3/31/2025		100.00
		BLE							
34305	197754	ACCOUNTS_PAYA	3/7/2025	H2O	702504	RECONCILED	3/31/2025		3,416.25
		BLE		TECHNOLOGIES					
				LLC					
34321	197755	ACCOUNTS_PAYA	3/7/2025	HARDIN	702635	RECONCILED	3/31/2025		45.00
		BLE		NORTHERN					
				SCHOOL					
34289	197756	ACCOUNTS_PAYA	3/7/2025	SCOTT SCRIVEN	703274	RECONCILED	3/31/2025		126.00
		BLE		LLP					
34311	197757	ACCOUNTS_PAYA	3/7/2025	NCS PEARSON	703448	RECONCILED	3/31/2025		2,068.50
		BLE		INC					
34323	197758	ACCOUNTS_PAYA	3/7/2025	MUSKINGUM	703689	RECONCILED	3/31/2025		3,713.00
		BLE		VALLEY ESC					
34314	197759	ACCOUNTS_PAYA	3/7/2025	K & K TOURS INC	704286	RECONCILED	3/31/2025		9,575.00
		BLE							
34317	197760	ACCOUNTS_PAYA	3/7/2025	WYANDOT	704506	RECONCILED	3/31/2025		200.44
		BLE		MEMORIAL					
				HOSPITAL					
34304	197761	ACCOUNTS_PAYA	3/7/2025	BLICK ART	704707	RECONCILED	3/31/2025		12.97
		BLE		MATERIALS					
34320	197762	ACCOUNTS_PAYA	3/7/2025	BLANCHARD	704988	RECONCILED	3/31/2025		108.00
		BLE		VALLEY					
				CONFERENCE					
34294	197763	ACCOUNTS_PAYA	3/7/2025	IT SAVVY LLC	705229	RECONCILED	3/31/2025		20,521.99
		BLE							
34298	197764	ACCOUNTS_PAYA	3/7/2025	ABBOTT	705459	RECONCILED	3/31/2025		1,770.98
		BLE		MECHANICAL					
34306	197765	ACCOUNTS_PAYA	3/7/2025	City of Findlay	705508	RECONCILED	3/31/2025		253.00
		BLE							
34287	197766	ACCOUNTS_PAYA	3/7/2025	HIGH SCHOOL AD	705513	RECONCILED	3/31/2025		100.00

Start Date: 03/01/2025

End Date: 03/31/2025

**RIVERDALE LOCAL SCHOOL DIST.****Disbursement Summary Report**

Reference Number	Check Number	Type	Date	Name	Vendor #	Status	Reconcile Date	Void Date	Amount
		BLE		NETWORK LLC					
34308	197767	ACCOUNTS_PAYA	3/7/2025	TREASURER OF	705635	RECONCILED	3/31/2025		\$ 323.90
		BLE		STATE OF OHIO					
34315	197768	ACCOUNTS_PAYA	3/7/2025	Institute for Multi-	705679	RECONCILED	3/31/2025		125.00
		BLE		Sensory Education					
34293	197769	ACCOUNTS_PAYA	3/7/2025	ImperialDade	705922	RECONCILED	3/31/2025		923.05
		BLE							
34316	197770	ACCOUNTS_PAYA	3/7/2025	U S BANK	705923	RECONCILED	3/31/2025		2,104.81
		BLE		EQUIPMENT					
				FINANCE					
34310	197771	ACCOUNTS_PAYA	3/7/2025	PAY SCHOOLS	706501	RECONCILED	3/31/2025		298.53
		BLE							
34312	197772	ACCOUNTS_PAYA	3/7/2025	Cardinal Bus Sales	770924	RECONCILED	3/31/2025		348.96
		BLE							
34318	197773	ACCOUNTS_PAYA	3/7/2025	Great Lakes	770949	RECONCILED	3/31/2025		386.75
		BLE		Biomedical					
34325	197774	ACCOUNTS_PAYA	3/7/2025	Rumpke of Ohio	770956	RECONCILED	3/31/2025		837.77
		BLE							
34309	197775	ACCOUNTS_PAYA	3/7/2025	Boilers, Controls &	771029	RECONCILED	3/31/2025		1,783.00
		BLE		Equipment Inc					
34297	197776	ACCOUNTS_PAYA	3/7/2025	Deere & Company	771035	RECONCILED	3/31/2025		7,287.50
		BLE							
34332	197777	ACCOUNTS_PAYA	3/7/2025	FOREST TRUCK &	2568	RECONCILED	3/31/2025		37.06
		BLE		AUTO LLC					
34328	197778	ACCOUNTS_PAYA	3/7/2025	JOSTENS INC	3016	RECONCILED	3/31/2025		189.20
		BLE							
34344	197779	ACCOUNTS_PAYA	3/7/2025	ANDREA BROOKS	700297	RECONCILED	3/31/2025		51.60
		BLE							
34327	197780	ACCOUNTS_PAYA	3/7/2025	JULIE GREER	701514	RECONCILED	3/31/2025		516.24
		BLE							
34326	197781	ACCOUNTS_PAYA	3/7/2025	MARYSVILLE FFA	702058	RECONCILED	3/31/2025		20.00
		BLE		ALUMNI					
34346	197782	ACCOUNTS_PAYA	3/7/2025	CHAMPAIGN	702061	RECONCILED	4/7/2025		40.00
		BLE		COUNTY FFA					
34341	197783	ACCOUNTS_PAYA	3/7/2025	MUSIC THEATRE	702669	RECONCILED	3/31/2025		1,835.00
		BLE		INTERNATIONAL					
34342	197784	ACCOUNTS_PAYA	3/7/2025	SUSAN EITING	703036	RECONCILED	3/31/2025		96.48
		BLE							
34335	197785	ACCOUNTS_PAYA	3/7/2025	DAN EVANS	704045	RECONCILED	3/31/2025		342.92
		BLE							
34345	197786	ACCOUNTS_PAYA	3/7/2025	WYANDOT	704379	RECONCILED	4/7/2025		45.00
		BLE		COUNTY JUNIOR					
				FAIR					
34343	197787	ACCOUNTS_PAYA	3/7/2025	JILL SCHLARB	704717	RECONCILED	3/31/2025		175.17
		BLE							
34329	197788	ACCOUNTS_PAYA	3/7/2025	ZACHARY VOLL	704776	RECONCILED	3/31/2025		156.80
		BLE							

Start Date: 03/01/2025

End Date: 03/31/2025

## RIVERDALE LOCAL SCHOOL DIST.

### Disbursement Summary Report

Reference Number	Check Number	Type	Date	Name	Vendor #	Status	Reconcile Date	Void Date	Amount
34331	197789	ACCOUNTS_PAYA BLE	3/7/2025	IT SAVVY LLC	705229	RECONCILED	3/31/2025		\$ 62.00
34334	197790	ACCOUNTS_PAYA BLE	3/7/2025	ImperialDade	705922	RECONCILED	3/31/2025		27.60
34336	197791	ACCOUNTS_PAYA BLE	3/7/2025	Kenneth A Gray II	706452	RECONCILED	3/31/2025		2,097.70
34337	197792	ACCOUNTS_PAYA BLE	3/7/2025	Makalia Weber	770789	RECONCILED	3/31/2025		110.60
34340	197793	ACCOUNTS_PAYA BLE	3/7/2025	VAZA Consulting	770993	RECONCILED	3/31/2025		2,550.00
34330	197794	ACCOUNTS_PAYA BLE	3/7/2025	Specialized Education of Ohio Inc	771005	RECONCILED	3/31/2025		4,730.20
34333	197795	ACCOUNTS_PAYA BLE	3/7/2025	Lynsie Moore	805894	RECONCILED	3/31/2025		106.40
34338	197796	ACCOUNTS_PAYA BLE	3/7/2025	Kayla Weaver	805940	RECONCILED	3/31/2025		356.00
34339	197797	ACCOUNTS_PAYA BLE	3/7/2025	Treasurer State of Ohio	7709071	RECONCILED	3/31/2025		230.00
34347	197798	ACCOUNTS_PAYA BLE	3/7/2025	OHIO SCHOOL BOARDS ASSOC	341	RECONCILED	3/31/2025		5,133.00
34353	197799	ACCOUNTS_PAYA BLE	3/13/2025	JEFFREY EBBELER	705699	RECONCILED	3/31/2025		1,791.00
34360	197800	ACCOUNTS_PAYA BLE	3/20/2025	HANCOCK-WOOD ELECTRIC	49	RECONCILED	3/31/2025		22,906.66
34374	197801	ACCOUNTS_PAYA BLE	3/20/2025	HEMPY WATER COND INC	54	RECONCILED	3/31/2025		308.70
34369	197802	ACCOUNTS_PAYA BLE	3/20/2025	MARTINS MEAT MARKET	68	RECONCILED	3/31/2025		748.21
34370	197803	ACCOUNTS_PAYA BLE	3/20/2025	POSTMASTER FOREST	72	RECONCILED	3/31/2025		350.00
34366	197804	ACCOUNTS_PAYA BLE	3/20/2025	PERRY PROTECH	85	RECONCILED	3/31/2025		25.80
34376	197805	ACCOUNTS_PAYA BLE	3/20/2025	DEMCO INC	183	RECONCILED	3/31/2025		365.85
34367	197806	ACCOUNTS_PAYA BLE	3/20/2025	MIDWEST REGIONAL EDUCATIONAL	246	RECONCILED	3/31/2025		2,010.88
34362	197807	ACCOUNTS_PAYA BLE	3/20/2025	NATIONAL FFA ORGANIZATION	655	RECONCILED	3/31/2025		837.00
34364	197808	ACCOUNTS_PAYA BLE	3/20/2025	KIMMEL CORP	951	RECONCILED	3/31/2025		262.80
34359	197809	ACCOUNTS_PAYA BLE	3/20/2025	JOSTENS INC	3016	RECONCILED	3/31/2025		12.90
34358	197810	ACCOUNTS_PAYA BLE	3/20/2025	HANCOCK COUNTY EDUCATIONAL	3878	RECONCILED	3/31/2025		125.00
34365	197811	ACCOUNTS_PAYA	3/20/2025	SAUSSER STEEL	700084	RECONCILED	3/31/2025		381.60

Start Date: 03/01/2025

End Date: 03/31/2025

## RIVERDALE LOCAL SCHOOL DIST.

### Disbursement Summary Report

Reference Number	Check Number	Type	Date	Name	Vendor #	Status	Reconcile Date	Void Date	Amount
		BLE		CO INC					
34371	197812	ACCOUNTS_PAYA	3/20/2025	CRAIG A HUGHES	703108	RECONCILED	3/31/2025		\$ 1,106.00
		BLE							
34377	197813	ACCOUNTS_PAYA	3/20/2025	HEALTHCARE	704077	RECONCILED	3/31/2025		56.91
		BLE		BILLING					
34354	197814	ACCOUNTS_PAYA	3/20/2025	JEFFERSON	704747	RECONCILED	3/31/2025		550.00
		BLE		COUNTY ESC/VLA					
34363	197815	ACCOUNTS_PAYA	3/20/2025	IT SAVVY LLC	705229	RECONCILED	3/31/2025		1,407.22
		BLE							
34361	197816	ACCOUNTS_PAYA	3/20/2025	ABBOTT	705459	RECONCILED	3/31/2025		4,446.63
		BLE		MECHANICAL					
34356	197817	ACCOUNTS_PAYA	3/20/2025	NUTRITION INC	705925	RECONCILED	3/31/2025		33,695.72
		BLE							
34355	197818	ACCOUNTS_PAYA	3/20/2025	AUSTIN VANDEN	706465	RECONCILED	3/31/2025		3,111.00
		BLE		BOSCH LLC					
34373	197819	ACCOUNTS_PAYA	3/20/2025	John's	770816	RECONCILED	3/31/2025		82.70
		BLE		Performance Shop					
34375	197820	ACCOUNTS_PAYA	3/20/2025	Cardinal Bus Sales	770924	RECONCILED	3/31/2025		154.67
		BLE							
34357	197821	ACCOUNTS_PAYA	3/20/2025	Great Lakes	770949	RECONCILED	3/31/2025		318.50
		BLE		Biomedical					
34372	197822	ACCOUNTS_PAYA	3/20/2025	Rumpke of Ohio	770956	RECONCILED	3/31/2025		365.77
		BLE							
34368	197823	ACCOUNTS_PAYA	3/20/2025	Central Bank	770994	RECONCILED	3/31/2025		18,384.03
		BLE							
34378	197824	ACCOUNTS_PAYA	3/20/2025	I.C.E. Girls LLC	771042	RECONCILED	3/31/2025		990.00
		BLE							
34379	197825	ACCOUNTS_PAYA	3/21/2025	RIVERDALE	900010	RECONCILED	3/21/2025		932.40
		BLE		LOCAL SCHOOL					
34393	197826	ACCOUNTS_PAYA	3/25/2025	OHIO FFA	1165	OUTSTANDING			60.00
		BLE		ASSOCIATION					
34383	197827	ACCOUNTS_PAYA	3/25/2025	INSTRUMENT	1628	RECONCILED	4/7/2025		78.75
		BLE		CARE CENTER					
34394	197828	ACCOUNTS_PAYA	3/25/2025	BILLS LOCK	1852	RECONCILED	4/7/2025		45.00
		BLE		SERVICE INC					
34387	197829	ACCOUNTS_PAYA	3/25/2025	JOSTENS INC	3016	RECONCILED	3/31/2025		809.05
		BLE							
34384	197830	ACCOUNTS_PAYA	3/25/2025	SCHILLING	3850	RECONCILED	3/31/2025		1,844.54
		BLE		PROPANE					
				SERVICE					
34381	197831	ACCOUNTS_PAYA	3/25/2025	SCHOLASTIC	4428	RECONCILED	3/31/2025		2,826.75
		BLE		BOOK FAIRS - 15					
34380	197832	ACCOUNTS_PAYA	3/25/2025	LOWE'S CREDIT	4700	RECONCILED	4/7/2025		1,770.94
		BLE		SERVICES					
34390	197833	ACCOUNTS_PAYA	3/25/2025	JOSTENS	701999	RECONCILED	4/7/2025		407.45
		BLE							
34392	197834	ACCOUNTS_PAYA	3/25/2025	KINCAID	702369	RECONCILED	4/7/2025		1,271.90

Start Date: 03/01/2025

End Date: 03/31/2025

## RIVERDALE LOCAL SCHOOL DIST.

### Disbursement Summary Report

Reference Number	Check Number	Type	Date	Name	Vendor #	Status	Reconcile Date	Void Date	Amount
		BLE		WASTEWATER					
		BLE		SVC INC					
34388	197835	ACCOUNTS_PAYA	3/25/2025	WYANDOT	702501	RECONCILED	4/7/2025		\$ 18,787.20
		BLE		COUNTY FFA					
34391	197836	ACCOUNTS_PAYA	3/25/2025	CHAPTERS	702504	RECONCILED	4/7/2025		1,589.04
		BLE		H2O					
34395	197837	ACCOUNTS_PAYA	3/25/2025	TECHNOLOGIES	703689	RECONCILED	3/31/2025		3,758.20
		BLE		LLC					
34382	197838	ACCOUNTS_PAYA	3/25/2025	MUSKINGUM	704190	OUTSTANDING			150.00
		BLE		VALLEY ESC					
34385	197839	ACCOUNTS_PAYA	3/25/2025	BIANCA	705229	RECONCILED	4/7/2025		41.00
		BLE		BIRCHFIELD					
34389	197840	ACCOUNTS_PAYA	3/25/2025	IT SAVVY LLC	705459	RECONCILED	4/7/2025		797.53
		BLE		ABBOTT					
34386	197841	ACCOUNTS_PAYA	3/25/2025	MECHANICAL	705922	RECONCILED	4/7/2025		2,540.06
		BLE		ImperialDade					
34401	197842	ACCOUNTS_PAYA	3/27/2025	PNC BANK	900028	RECONCILED	3/27/2025		9,343.49
		BLE							
34402	197843	ACCOUNTS_PAYA	3/31/2025	EDU	706019	OUTSTANDING			175.00
		BLE		EVERYTHING					
34403	197844	ACCOUNTS_PAYA	3/31/2025	COMMUNITY	900016	RECONCILED	3/31/2025		55.00
		BLE		FIRST BANK					
34404	197845	ACCOUNTS_PAYA	3/10/2025	Wright State	900621	RECONCILED	3/10/2025		30.00
		BLE		University ACH					
34405	197846	ACCOUNTS_PAYA	3/7/2025	Fifth Wonder, LLC	771038	RECONCILED	3/7/2025		1,842.00
		BLE							
34406	197847	ACCOUNTS_PAYA	3/31/2025	PNC BANK	900028	RECONCILED	3/31/2025		6,961.27
		BLE							
34407	197848	ACCOUNTS_PAYA	3/31/2025	GRADY	900021	RECONCILED	3/31/2025		435.00
		BLE		ENTERPRISES					
34409	197849	ACCOUNTS_PAYA	3/31/2025	Jefferson Health	900022	RECONCILED	3/31/2025		112,550.49
		BLE		Plan					
34408	197850	ACCOUNTS_PAYA	3/31/2025	Jefferson Health	900023	RECONCILED	3/31/2025		5,902.95
		BLE		Plan					
34410	197851	ACCOUNTS_PAYA	3/31/2025	Jefferson Health	900024	RECONCILED	3/31/2025		916.56
		BLE		Plan					
34411	197852	ACCOUNTS_PAYA	3/31/2025	STATE TEACHERS	900001	RECONCILED	3/31/2025		51,388.00
		BLE		RETIREMENT					
34412	197853	ACCOUNTS_PAYA	3/31/2025	SCHOOL	900002	RECONCILED	3/31/2025		18,574.00
		BLE		EMPLOYEES					
				RETIRE-					
34413	197854	ACCOUNTS_PAYA	3/31/2025	AUDITOR OF	900006	RECONCILED	3/31/2025		85,797.09
		BLE		STATE					
34414	197855	ACCOUNTS_PAYA	3/31/2025	Hancock County	900025	RECONCILED	3/31/2025		129,721.69
		BLE		ESC Foundation					
34415	197856	ACCOUNTS_PAYA	3/31/2025	Redtree	900029	RECONCILED	3/31/2025		461.14

RIVERDALE LOCAL SCHOOL DIST.

Disbursement Summary Report

Reference Number	Check Number	Type	Date	Name	Vendor #	Status	Reconcile Date	Void Date	Amount
		BLE	Investment Group						
Grand Total									\$ 1,233,631.03