



Financial Report
For the Period Ending
June 30, 2025

Regular Board of Education Meeting July 28, 2025



Riverdale Local Schools

*Every Child, Every Day,
Whatever It Takes . . .*

20613 State Route 37, Mt. Blanchard, OH 45867
www.riverdalefalcons.org

PHONE: (419) 694.2211
FAX: (419) 694.5008

TREASURER'S UPDATE for June 2025 activity:

Budget vs. Actual Report

Being 12 months into the year, we anticipate seeing "routine" revenues and expenses around 100% of projected amounts. Routine can be classified as revenues and expenses that are relatively consistent each month – rentals, state foundation, restricted state aide, salaries, and fringes.

Revenues

- Overall, revenue collections for fiscal year 2025 were \$90,010 more than the projected amount to be received.
- Compared to fiscal year 2024, we have received an additional \$171,724 in fiscal year 2025.

Expenditures

The removal of \$3.3 million from the general fund to the newly established capital improvement and severance funds has led to skewed data when reviewing the budget vs. actual report and comparing expense data. For this reason, the amount has been removed from the calculations and comparison numbers listed below.

- Expenses for fiscal year 2025 came in at \$1,375,728 less than what was originally projected. Factor for this variance include
 - A premium holiday and decreases in the number of family insurance plans
 - Large projects put on hold (most notably, boiler and chiller replacement)
- Compared to fiscal year 2024, we spent an additional \$154,347 in fiscal year 2025. Factors include
 - Annual base wage and step increases
 - Pick-up truck and van purchases

Mr. Greg Rossman
Superintendent
Extension 1801

Mrs. Makalia Weber
Treasurer/CFO
Extension 1803

Mr. Dan Evans
High School & Middle School Principal
Extension 1110

Mr. Nate Sorg
K-12 Assistant Principal
Extension 1108

Dr. Julie Greer
Elementary Principal
Extension 1107



Riverdale Local Schools

*Every Child, Every Day,
Whatever It Takes . . .*

20613 State Route 37, Mt. Blanchard, OH 45867
www.riverdalefalcons.org

PHONE: (419) 694.2211
FAX: (419) 694.5008

Change in Cash Position

Without the \$3.3 million transfer included in expenses

| | |
|-------------------------|--------------|
| Total Revenues | 14,509,217 |
| Total Expenses | (12,519,079) |
| Change in Cash Position | 1,990,138 |

If the district had not decided to transfer out the \$3.3 million, the general fund cash balance would have increased by almost \$2 million due to keeping expenses lower than revenues.

With the \$3.3 million transfer included in expenses

| | |
|-------------------------|--------------|
| Total Revenues | 14,509,217 |
| Total Expenses | (15,819,079) |
| Change in Cash Position | (1,309,862) |

Since the transfer of the \$3.3 million has to be included in expenses, the actual change in cash for the general fund is a decrease to the overall balance by \$1.3 million due to expenses being higher than revenues for the year.

Mr. Greg Rossman
Superintendent
Extension 1801

Mrs. Makalia Weber
Treasurer/CFO
Extension 1803

Mr. Dan Evans
High School & Middle School Principal
Extension 1110

Mr. Nate Sorg
K-12 Assistant Principal
Extension 1108

Dr. Julie Greer
Elementary Principal
Extension 1107

Riverdale Local School
General
Budgeted vs. Actual
FY 2025

12

100.00%

| | | Actual MTD thru 06-30-25 | 1st Amended | Actual YTD thru 06-30-25 | % of Projected | Actual YTD thru 06-30-24 |
|---------------|--------------------------------|-----------------------------|----------------|-----------------------------|-------------------|-----------------------------|
| | Revenue | | | | | |
| 001 1111 | Real Estate Tax | - | 3,123,909 | 3,094,975 | 99.07% | 3,140,719 |
| 001 1120 | Personal Property Tax | - | 367,122 | 418,131 | 113.89% | 207,072 |
| 001 1130 | Income Tax | - | 1,760,447 | 1,864,820 | 105.93% | 2,165,427 |
| 001 1221 | Tuition from Other Districts | (0.61) | 35,000 | 41,101 | 117.43% | 28,200 |
| 001 1223 | Special Ed. Excess Cost | 77,333 | 176,000 | 127,425 | 72.40% | 183,524 |
| 001 1410 | Interest Earned | 51,228 | 340,339 | 510,846 | 150.10% | 444,668 |
| 001 1740 | Class Fees, etc | 155 | 10,000 | 8,061 | 80.61% | 8,444 |
| 001 1810 | Rental | 2,064 | 23,000 | 24,738 | 107.55% | 24,013 |
| 001 1820 | Donations | - | 3,000 | 0 | 0.00% | 1,000 |
| 001 1832 | Service Provided Other Schools | - | 3,000 | 1,631 | 54.36% | 12,711 |
| 001 1890 | Other Miscellaneous Receipts | 4,824 | 15,000 | 20,290 | 135.27% | 11,941 |
| 001 1890 9902 | RLS Donation Receipts | 670 | 30,000 | 1,445 | 4.82% | 2,920 |
| 001 1890 9903 | Tech Ed Dues | - | 4,500 | 7,170 | 159.33% | 4,370 |
| 001 1890 9904 | Support Group Donations | - | 15,000 | 24,216 | 161.44% | 2,200 |
| 001 1931 | Sale of Fixed Assets | - | - | 5,795 | #DIV/0! | - |
| 001 3110 | State Foundation | 590,343 | 7,377,980 | 7,239,742 | 98.13% | 6,862,874 |
| 001 3130 | Homestead & Rollback | - | 439,669 | 440,497 | 100.19% | 425,752 |
| 001 3190 | Casino and Other State Revenue | 673 | 63,422 | 62,972 | 99.29% | 64,187 |
| 001 3200 | Restricted State Revenue | 31,030 | 447,839 | 468,322 | 104.57% | 451,134 |
| 001 4100 | Federal Unrestricted | 615 | 109,076 | 104,496 | 95.80% | 109,076 |
| 001 5300 | Refund of Prior Year Expense | - | 74,904 | 42,545 | 56.80% | 187,261 |
| | Total | 758,935 | 14,419,207 | 14,509,217 | | 14,337,493 |

| | | Actual MTD thru 06-30-25 | Perm Approps | Actual YTD thru 06-30-25 | % of Projected | Actual YTD thru 06-30-24 |
|---------|-------------------------|-----------------------------|-----------------|-----------------------------|-------------------|-----------------------------|
| | Expenses | | | | | |
| 001 100 | Salaries | 464,896 | 5,799,252 | 5,734,785 | 100.05% | 5,483,731 |
| 001 200 | Fringes | 188,179 | 2,898,902 | 2,332,440 | 94.76% | 2,485,312 |
| 001 400 | Purchased Services | 393,856 | 3,672,828 | 3,444,660 | 96.99% | 3,481,809 |
| 001 500 | Supplies | 54,677 | 788,700 | 474,041 | 87.82% | 481,962 |
| 001 600 | Equipment | - | 301,028 | 274,119 | 49.27% | 155,584 |
| 001 800 | Other | 5,573 | 434,097 | 259,033 | 93.34% | 276,334 |
| 001 900 | Advances Out | - | - | 3,300,000 | 100.00% | 0 |
| | Total | 1,107,181 | 13,894,807 | 15,819,079 | 96.35% | 12,364,732 |
| | Change in Cash Position | (348,247) | 524,400 | (1,309,862) | | 1,972,761 |

RIVERDALE LOCAL SCHOOL DIST.

Cash Summary Report

| | Full Account Code | Description | Initial Cash | MTD Received | FYTD Received | MTD Expended | FYTD Expended | Fund Balance | Encumbrance | Unencumbered Balance |
|-------|-------------------|--|-----------------|---------------|------------------|------------------|------------------|-----------------|-----------------|----------------------|
| Fund: | 001 | | | | | | | | | |
| | 001-0000 | GENERAL FUND | \$ 8,656,789.36 | \$ 758,264.81 | \$ 14,476,385.43 | \$ 1,106,285.83 | \$ 15,784,383.44 | \$ 7,348,791.35 | \$ 217,032.13 | \$ 7,131,759.22 |
| | 001-911X | Disadvantaged Pupil Impact Aid | 0.00 | 0.00 | 0.00 | 0.00 | 0.00 | 0.00 | 0.00 | 0.00 |
| | 001-915X | Career-Technical Education | 0.00 | 0.00 | 0.00 | 0.00 | 0.00 | 0.00 | 0.00 | 0.00 |
| | 001-916X | Gifted Education | 0.00 | 0.00 | 0.00 | 0.00 | 0.00 | 0.00 | 0.00 | 0.00 |
| | 001-917X | English Learner Funding | 0.00 | 0.00 | 0.00 | 0.00 | 0.00 | 0.00 | 0.00 | 0.00 |
| | 001-9902 | RLS DONATION ACCT | (2,760.12) | 0.00 | 0.00 | 0.00 | 0.00 | (2,760.12) | 0.00 | (2,760.12) |
| | 001-9903 | Tech Education | 10,204.28 | 670.00 | 8,615.00 | 0.00 | 0.00 | 18,819.28 | 0.00 | 18,819.28 |
| | 001-9904 | Support Groups | 2,200.00 | 0.00 | 24,215.91 | 895.54 | 34,696.04 | (8,280.13) | 0.00 | (8,280.13) |
| | | | \$ 8,666,433.52 | \$ 758,934.81 | \$ 1,107,181.37 | \$ 15,819,079.48 | \$ 7,356,570.38 | \$ 217,032.13 | \$ 7,139,538.25 | |
| Fund: | 002 | | | | | | | | | |
| | 002-9002 | BOND RETIREMENT FOR BUILDING PROJECT | 48,702.45 | 0.00 | 439.91 | 0.00 | 0.00 | 49,142.36 | 0.00 | 49,142.36 |
| | | | \$ 48,702.45 | \$ 0.00 | \$ 439.91 | \$ 0.00 | \$ 0.00 | \$ 49,142.36 | \$ 0.00 | \$ 49,142.36 |
| Fund: | 003 | | | | | | | | | |
| | 003-9697 | PERM IMPROVE | 0.01 | 0.00 | 0.00 | 0.00 | 0.00 | 0.01 | 0.00 | 0.01 |
| | | | \$ 0.01 | \$ 0.00 | \$ 0.00 | \$ 0.00 | \$ 0.00 | \$ 0.01 | \$ 0.00 | \$ 0.01 |
| Fund: | 006 | | | | | | | | | |
| | 006-9004 | LUNCHROOM FUND | 162,320.93 | 30,447.57 | 562,021.80 | 44,387.51 | 644,922.98 | 79,419.75 | 12,932.83 | 66,486.92 |
| | 006-9023 | Pandemic EBT | 628.00 | 0.00 | 0.00 | 0.00 | 0.00 | 628.00 | 0.00 | 628.00 |
| | | | \$ 162,948.93 | \$ 30,447.57 | \$ 562,021.80 | \$ 44,387.51 | \$ 644,922.98 | \$ 80,047.75 | \$ 12,932.83 | \$ 67,114.92 |
| Fund: | 007 | | | | | | | | | |
| | 007-9002 | DONATIONS- LION'S CLUB | 201.29 | 0.00 | 0.00 | 0.00 | 0.00 | 201.29 | 0.00 | 201.29 |
| | 007-9007 | UNCLAIMED MONEY FUND | 8,839.76 | 0.00 | 0.00 | 0.00 | 0.00 | 8,839.76 | 0.00 | 8,839.76 |
| | 007-9013 | JAMES THAMES SCHOLARSHIP FUND | 45.43 | 0.00 | 0.00 | 0.00 | 0.00 | 45.43 | 0.00 | 45.43 |
| | 007-9014 | GENE STUCKEY SCHOLARSHIP FUND | 180.00 | 0.00 | 0.00 | 0.00 | 0.00 | 180.00 | 0.00 | 180.00 |
| | 007-9015 | ALICE JAQUETH SCHOLARSHIP FUND | 400.00 | 0.00 | 0.00 | 0.00 | 0.00 | 400.00 | 0.00 | 400.00 |
| | | | \$ 9,666.48 | \$ 0.00 | \$ 0.00 | \$ 0.00 | \$ 0.00 | \$ 9,666.48 | \$ 0.00 | \$ 9,666.48 |
| Fund: | 008 | | | | | | | | | |
| | 008-9010 | MCELROY TRUST FUND # 1 | 10,010.02 | 0.00 | (170.00) | 0.00 | 0.00 | 9,840.02 | 0.00 | 9,840.02 |
| | 008-9011 | RALPH & OLIVE MCELROY SCHOLARSHIP FUND # 2 | 10,010.02 | 0.00 | (170.00) | 0.00 | 0.00 | 9,840.02 | 0.00 | 9,840.02 |
| | | | \$ 20,020.04 | \$ 0.00 | \$ (340.00) | \$ 0.00 | \$ 0.00 | \$ 19,680.04 | \$ 0.00 | \$ 19,680.04 |
| Fund: | 009 | | | | | | | | | |
| | 009-9005 | UNIFORM SCHOOL SUPPLY | 8,798.90 | 558.00 | 13,164.48 | 2,047.71 | 12,524.34 | 9,439.04 | 0.00 | 9,439.04 |
| | | | \$ 8,798.90 | \$ 558.00 | \$ 13,164.48 | \$ 2,047.71 | \$ 12,524.34 | \$ 9,439.04 | \$ 0.00 | \$ 9,439.04 |
| Fund: | 018 | | | | | | | | | |
| | 018-9002 | TECHNOLOGY GRANT FUND | 996.24 | (460.00) | 0.00 | 0.00 | 0.00 | 996.24 | 0.00 | 996.24 |

RIVERDALE LOCAL SCHOOL DIST.

Cash Summary Report

| | Full Account Code | Description | Initial Cash | MTD Received | FYTD Received | MTD Expended | FYTD Expended | Fund Balance | Encumbrance | Unencumbered Balance |
|-------|-------------------|--|---------------|--------------|-----------------|--------------|---------------|-----------------|--------------|----------------------|
| | 018-9003 | FALCON WEEKEND PACKS | \$ 6,634.28 | \$ 0.00 | \$ 2,100.00 | \$ 0.00 | \$ 0.00 | \$ 8,734.28 | \$ 0.00 | \$ 8,734.28 |
| | 018-9004 | TEACHERS' FLOWER FUND | 201.55 | 0.00 | 0.00 | 0.00 | 0.00 | 201.55 | 0.00 | 201.55 |
| | 018-9005 | FALCON FITNESS | 1,444.43 | 0.00 | 0.00 | 0.00 | 0.00 | 1,444.43 | 0.00 | 1,444.43 |
| | 018-9007 | YOUTH LITERACY GRANT | 24,707.54 | 0.00 | 15,000.00 | 115.70 | 13,640.02 | 26,067.52 | 0.00 | 26,067.52 |
| | 018-9010 | STUDENT SPECIAL NEEDS FUND | 2,590.62 | 0.00 | 1,500.00 | 0.00 | 0.00 | 4,090.62 | 0.00 | 4,090.62 |
| | 018-9011 | ACCELERATED READER GRANTS | 5,813.37 | 0.00 | 513.00 | 3,228.71 | 5,026.11 | 1,300.26 | 0.00 | 1,300.26 |
| | 018-9014 | BOOK FAIR ACCOUNT | 3,051.13 | 59.89 | 15,362.18 | 224.21 | 11,946.84 | 6,466.47 | 0.00 | 6,466.47 |
| | 018-9101 | SUPERINTENDENT'S GENERAL ACTIVITY ACCT | 1,144.73 | 160.34 | 1,673.87 | 153.66 | 1,955.43 | 863.17 | 0.00 | 863.17 |
| | 018-9200 | RED RIBBON/DRUG FREE ACCT | 3,255.88 | 0.00 | 0.00 | 0.00 | 0.00 | 3,255.88 | 0.00 | 3,255.88 |
| | 018-9222 | HIGH SCHOOL GENERAL ACTIVITY ACCT | 5,556.74 | 0.00 | 697.00 | 287.84 | 4,253.66 | 2,000.08 | 0.00 | 2,000.08 |
| | 018-9301 | K-5 GENERAL ACTIVITY A/C | 19,202.26 | 0.00 | 12,755.69 | 2,631.49 | 29,099.12 | 2,858.83 | 1,488.30 | 1,370.53 |
| | | | \$ 74,598.77 | \$ (239.77) | \$ 49,601.74 | \$ 6,641.61 | \$ 65,921.18 | \$ 58,279.33 | \$ 1,488.30 | \$ 56,791.03 |
| Fund: | 022 | | | | | | | | | |
| | 022-9216 | TOURNAMENT ACCOUNT | 228.02 | 0.00 | 0.00 | 0.00 | 0.00 | 228.02 | 0.00 | 228.02 |
| | | | \$ 228.02 | \$ 0.00 | \$ 0.00 | \$ 0.00 | \$ 0.00 | \$ 228.02 | \$ 0.00 | \$ 228.02 |
| Fund: | 034 | | | | | | | | | |
| | 034-0000 | CLASSROOM FACILITIES MAINTENANCE FUND | 244,121.75 | 0.00 | 90.67 | 3,242.60 | 70,986.61 | 173,225.81 | 18,672.19 | 154,553.62 |
| | | | \$ 244,121.75 | \$ 0.00 | \$ 90.67 | \$ 3,242.60 | \$ 70,986.61 | \$ 173,225.81 | \$ 18,672.19 | \$ 154,553.62 |
| Fund: | 035 | | | | | | | | | |
| | 035-9025 | Termination Benefits | 0.00 | 0.00 | 300,000.00 | 0.00 | 0.00 | 300,000.00 | 0.00 | 300,000.00 |
| | | | \$ 0.00 | \$ 0.00 | \$ 300,000.00 | \$ 0.00 | \$ 0.00 | \$ 300,000.00 | \$ 0.00 | \$ 300,000.00 |
| Fund: | 070 | | | | | | | | | |
| | 070-9025 | Capital Projects | 0.00 | 0.00 | 3,000,000.00 | 0.00 | 0.00 | 3,000,000.00 | 8,852.00 | 2,991,148.00 |
| | | | \$ 0.00 | \$ 0.00 | \$ 3,000,000.00 | \$ 0.00 | \$ 0.00 | \$ 3,000,000.00 | \$ 8,852.00 | \$ 2,991,148.00 |
| Fund: | 200 | | | | | | | | | |
| | 200-9202 | BAND | 5,165.21 | 0.00 | 830.00 | 680.00 | 1,540.00 | 4,455.21 | 0.00 | 4,455.21 |
| | 200-9203 | RIVERDALE F.F.A. ACTIVITY A/C | 44,692.10 | 480.00 | 91,312.50 | 12,372.37 | 83,834.32 | 52,170.28 | 4,768.35 | 47,401.93 |
| | 200-9205 | SPANISH CLUB | 484.95 | 0.00 | 0.00 | 0.00 | 0.00 | 484.95 | 0.00 | 484.95 |
| | 200-9206 | ADVANCED PLACEMENT ACCOUNT | 160.18 | 0.00 | 0.00 | 0.00 | 0.00 | 160.18 | 0.00 | 160.18 |
| | 200-9207 | HONOR SOCIETY ACTIVITY A/C | 6,584.30 | 0.00 | 420.00 | 0.00 | 385.00 | 6,619.30 | 0.00 | 6,619.30 |
| | 200-9209 | RIVERDALE FFA ALUMNI | 63,865.30 | 0.00 | 11,594.57 | 161.02 | 1,661.02 | 73,798.85 | 0.00 | 73,798.85 |
| | 200-9210 | QUIZ BOWL | 1,743.07 | 0.00 | 425.00 | 0.00 | 640.00 | 1,528.07 | 0.00 | 1,528.07 |
| | 200-9211 | MS QUIZ BOWL | 1,291.43 | 0.00 | 0.00 | 0.00 | 95.00 | 1,196.43 | 0.00 | 1,196.43 |
| | 200-9213 | INDUSTRIAL ARTS ACCT | 12,133.64 | 0.00 | 10,378.45 | 0.00 | 13,727.53 | 8,784.56 | 623.17 | 8,161.39 |
| | 200-9214 | STUDENT COUNCIL ACTIVITY A/C | 5,835.88 | 0.00 | 2,141.00 | 0.00 | 1,018.38 | 6,958.50 | 0.00 | 6,958.50 |

RIVERDALE LOCAL SCHOOL DIST.

Cash Summary Report

| | Full Account Code | Description | Initial Cash | MTD Received | FYTD Received | MTD Expended | FYTD Expended | Fund Balance | Encumbrance | Unencumbered Balance |
|-------|-------------------|-----------------------------------|---------------|--------------|---------------|--------------|---------------|---------------|--------------|----------------------|
| | 200-9215 | TEEN LEADERSHIP CORP | \$ 171.67 | \$ 0.00 | \$ 0.00 | \$ 0.00 | \$ 0.00 | \$ 171.67 | \$ 0.00 | \$ 171.67 |
| | 200-9216 | SOUNDSATION ACCT | 2,983.47 | 0.00 | 0.00 | 0.00 | 0.00 | 2,983.47 | 0.00 | 2,983.47 |
| | 200-9217 | RHS CHOIR ACTIVITY ACCT | 3,823.42 | 0.00 | 265.00 | 0.00 | 317.08 | 3,771.34 | 0.00 | 3,771.34 |
| | 200-9218 | MUSICAL PRODUCTIONS | 10,568.13 | 0.00 | 5,158.75 | 0.00 | 5,742.99 | 9,983.89 | 0.00 | 9,983.89 |
| | 200-9219 | HS PLAY | 1,848.04 | 0.00 | 0.00 | 0.00 | 0.00 | 1,848.04 | 0.00 | 1,848.04 |
| | 200-9220 | RIVERDALE FALCON FANATICS | 414.52 | 0.00 | 0.00 | 0.00 | 0.00 | 414.52 | 0.00 | 414.52 |
| | 200-9224 | YEARBOOK ACTIVITY ACCT | 26,701.81 | (55.00) | 6,845.00 | 0.00 | 7,253.86 | 26,292.95 | 6,814.83 | 19,478.12 |
| | 200-9225 | CHEERLEADER ACTIVITY A/C | 16,157.40 | 685.12 | 25,654.04 | 0.00 | 11,643.96 | 30,167.48 | 25,000.00 | 5,167.48 |
| | 200-9228 | Class of 2028 | 0.00 | 0.00 | 682.50 | 0.00 | 100.00 | 582.50 | 0.00 | 582.50 |
| | 200-9235 | RSADDA | 423.67 | 0.00 | 0.00 | 0.00 | 0.00 | 423.67 | 0.00 | 423.67 |
| | 200-9254 | CLASS OF 2020 | 52.29 | 0.00 | 0.00 | 0.00 | 0.00 | 52.29 | 0.00 | 52.29 |
| | 200-9257 | CLASS OF 2023 | 71.04 | 0.00 | 0.00 | 0.00 | 0.00 | 71.04 | 0.00 | 71.04 |
| | 200-9258 | CLASS OF 2024 | 8,011.16 | 0.00 | 0.00 | 0.00 | 3,704.40 | 4,306.76 | 0.00 | 4,306.76 |
| | 200-9259 | CLASS OF 2025 | 2,354.66 | 0.00 | 40.00 | 893.37 | 929.41 | 1,465.25 | 0.00 | 1,465.25 |
| | 200-9266 | CLASS OF 2026 | 1,237.50 | 0.00 | 16,973.33 | 469.05 | 13,367.06 | 4,843.77 | 0.00 | 4,843.77 |
| | 200-9267 | CLASS OF 2027 | 605.00 | 1,097.01 | 1,779.51 | 0.00 | 100.00 | 2,284.51 | 0.00 | 2,284.51 |
| | 200-9401 | MS BAND ACTIVITY ACCT | 923.25 | 5.00 | 190.00 | 0.00 | 0.00 | 1,113.25 | 0.00 | 1,113.25 |
| | 200-9403 | MS STUDENT COUNCIL ACTIVITY A/C | 2,497.43 | 0.00 | 0.00 | 0.00 | 0.00 | 2,497.43 | 0.00 | 2,497.43 |
| | 200-9404 | MS PLAY ACTIVITY A/C | 2,007.20 | 0.00 | 325.00 | 47.13 | 231.88 | 2,100.32 | 0.00 | 2,100.32 |
| | 200-9406 | MS 6TH GR ACCT | 2,905.49 | 0.00 | 0.00 | 0.00 | 0.00 | 2,905.49 | 0.00 | 2,905.49 |
| | 200-9407 | 8TH GRADE WASHINGTON DC TRIP ACCT | 263.00 | 0.00 | 40,765.00 | 0.00 | 40,861.00 | 167.00 | 0.00 | 167.00 |
| | 200-9408 | MS NATIONAL HONOR SOCIETY | 582.52 | 0.00 | 250.00 | 0.00 | 0.00 | 832.52 | 0.00 | 832.52 |
| | 200-9409 | MS H.A.P.P.Y. A/C | 1,197.56 | 0.00 | 0.00 | 49.66 | 49.66 | 1,147.90 | 0.00 | 1,147.90 |
| | 200-9410 | MS CHEERLEADER ACCT | 119.43 | 0.00 | 0.00 | 0.00 | 0.00 | 119.43 | 0.00 | 119.43 |
| | 200-9411 | MS CHOIR ACTIVITY ACCT | 787.99 | 0.00 | 10.00 | 0.00 | 424.48 | 373.51 | 0.00 | 373.51 |
| | 200-9412 | ESports | 0.00 | 0.00 | 100.00 | 0.00 | 100.00 | 0.00 | 0.00 | 0.00 |
| | 200-9600 | ELEMENTARY MUSIC ACCOUNT | 2,210.11 | 0.00 | 0.00 | 0.00 | 0.00 | 2,210.11 | 0.00 | 2,210.11 |
| | | | \$ 230,873.82 | \$ 2,212.13 | \$ 216,139.65 | \$ 14,672.60 | \$ 187,727.03 | \$ 259,286.44 | \$ 37,206.35 | \$ 222,080.09 |
| Fund: | 300 | | | | | | | | | |
| | 300-0000 | DISTRICT MANAGED ACTIVITY | (206.24) | 0.00 | 0.00 | (1,028.44) | (206.24) | 0.00 | 0.00 | 0.00 |
| | 300-9201 | ATHLETIC ACTIVITY A/C | 18,963.65 | 104.69 | 102,504.20 | 8,788.66 | 110,224.94 | 11,242.91 | 4,928.23 | 6,314.68 |
| | 300-9202 | H.S BOYS SOCCER FUND | 3,062.16 | 33.34 | 33.34 | 0.00 | 1,506.24 | 1,589.26 | 0.00 | 1,589.26 |
| | 300-9203 | WEIGHT LIFTING | 76.95 | 0.00 | 0.00 | 0.00 | 0.00 | 76.95 | 0.00 | 76.95 |
| | 300-9205 | WRESTLING FUND | 3,025.09 | 0.00 | 0.00 | 0.00 | 2,842.00 | 183.09 | 0.00 | 183.09 |
| | 300-9206 | GOLF ACCOUNT | 2,297.16 | 0.00 | 350.00 | 0.00 | 1,250.00 | 1,397.16 | 0.00 | 1,397.16 |
| | 300-9207 | SOFTBALL FUND | 41.96 | 30.77 | 189.30 | 0.00 | 0.00 | 231.26 | 0.00 | 231.26 |
| | 300-9208 | BASEBALL FUND | 708.20 | 0.00 | 0.00 | 0.00 | 0.00 | 708.20 | 0.00 | 708.20 |

RIVERDALE LOCAL SCHOOL DIST.

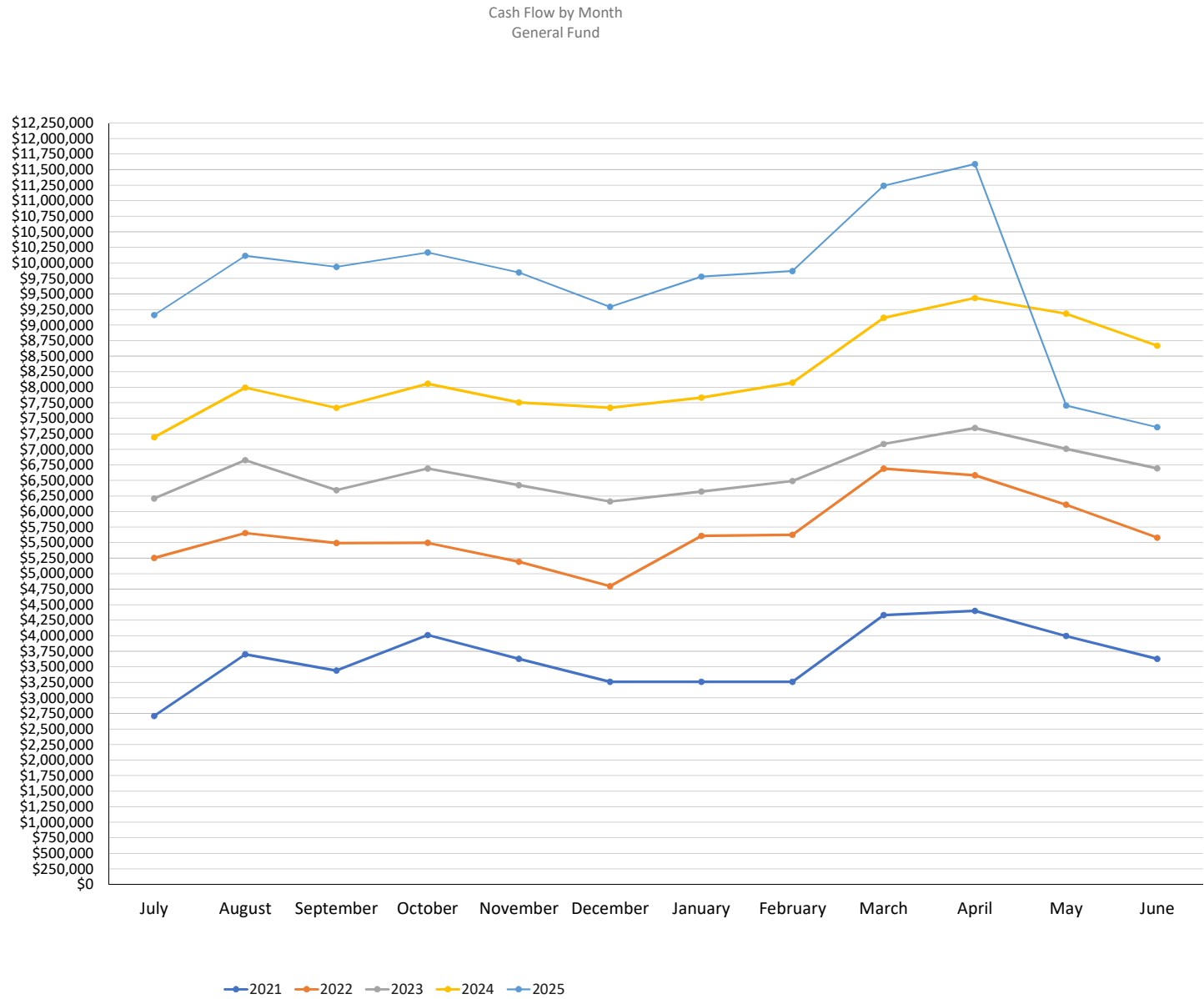
Cash Summary Report

| | Full Account Code | Description | Initial Cash | MTD Received | FYTD Received | MTD Expended | FYTD Expended | Fund Balance | Encumbrance | Unencumbered Balance |
|-------|-------------------|--|--------------|--------------|---------------|--------------|---------------|----------------|-------------|----------------------|
| | 300-9209 | HS BOYS TRACK FUND | \$ 847.38 | \$ 0.00 | \$ 0.00 | \$ 0.00 | \$ 0.00 | \$ 847.38 | \$ 0.00 | \$ 847.38 |
| | 300-9210 | HS GIRLS TRACK FUND | 487.17 | 0.00 | 0.00 | 0.00 | 0.00 | 487.17 | 0.00 | 487.17 |
| | 300-9211 | H.S. FOOTBALL FUND | 971.01 | 0.00 | 0.00 | 0.00 | 0.00 | 971.01 | 0.00 | 971.01 |
| | 300-9212 | HS GIRLS SOCCER FUND | (71.09) | 33.34 | 233.34 | 0.00 | 0.00 | 162.25 | 0.00 | 162.25 |
| | 300-9213 | HS BOYS BASKETBALL FUND | 1,351.57 | 0.00 | 0.00 | 0.00 | 0.00 | 1,351.57 | 0.00 | 1,351.57 |
| | 300-9214 | HS GIRLS BASKETBALL FUND | 2,230.92 | 0.00 | 0.00 | 0.00 | 0.00 | 2,230.92 | 0.00 | 2,230.92 |
| | 300-9215 | CROSS COUNTRY | 820.48 | 0.00 | 0.00 | 0.00 | 0.00 | 820.48 | 0.00 | 820.48 |
| | 300-9217 | ELEM CROSS COUNTRY | 120.39 | 0.00 | 0.00 | 0.00 | 0.00 | 120.39 | 0.00 | 120.39 |
| | | | \$ 34,726.76 | \$ 202.14 | \$ 103,310.18 | \$ 7,760.22 | \$ 115,616.94 | \$ 22,420.00 | \$ 4,928.23 | \$ 17,491.77 |
| Fund: | 451 | | | | | | | | | |
| | 451-9024 | ONENET FY 2024 | 7,990.12 | 0.00 | 0.00 | 0.00 | 7,990.12 | 0.00 | 0.00 | 0.00 |
| | 451-9025 | DATA COMMUNICATION FUND | 0.00 | 0.00 | 7,964.56 | 0.00 | 7,964.56 | 0.00 | 0.00 | 0.00 |
| | 451-9026 | DATA COMMUNICATION FUND | 0.00 | 0.00 | 0.00 | 0.00 | 0.00 | 0.00 | 0.00 | 0.00 |
| | | | \$ 7,990.12 | \$ 0.00 | \$ 7,964.56 | \$ 0.00 | \$ 15,954.68 | \$ 0.00 | \$ 0.00 | \$ 0.00 |
| Fund: | 459 | | | | | | | | | |
| | 459-911A | OHIO READS VOL COOR ACCT FY 07 | 1,277.33 | 0.00 | 0.00 | 0.00 | 0.00 | 1,277.33 | 0.00 | 1,277.33 |
| | | | \$ 1,277.33 | \$ 0.00 | \$ 0.00 | \$ 0.00 | \$ 0.00 | \$ 1,277.33 | \$ 0.00 | \$ 1,277.33 |
| Fund: | 460 | | | | | | | | | |
| | 460-9005 | STUDENT INTERVENTION - FY 05 | 17.12 | 0.00 | 0.00 | 0.00 | 0.00 | 17.12 | 0.00 | 17.12 |
| | | | \$ 17.12 | \$ 0.00 | \$ 0.00 | \$ 0.00 | \$ 0.00 | \$ 17.12 | \$ 0.00 | \$ 17.12 |
| Fund: | 499 | | | | | | | | | |
| | 499-9001 | SCHOOL IMPROVEMENT INCENTIVE AWARDS | 13.60 | 0.00 | 0.00 | 0.00 | 0.00 | 13.60 | 0.00 | 13.60 |
| | 499-9002 | SCHOOL IMPROVEMENT INCENTIVE AWARDS | 53.44 | 0.00 | 0.00 | 0.00 | 0.00 | 53.44 | 0.00 | 53.44 |
| | 499-9007 | GIFTED SUPPLEMENT | 5.00 | 0.00 | 0.00 | 0.00 | 0.00 | 5.00 | 0.00 | 5.00 |
| | 499-9023 | SCHOOL SAFETY GRANT | 97.21 | 0.00 | 0.00 | 0.00 | 0.00 | 97.21 | 0.00 | 97.21 |
| | 499-9024 | SCHOOL SAFETY GRANT | 4,296.20 | 0.00 | 0.00 | 0.00 | 4,296.20 | 0.00 | 0.00 | 0.00 |
| | 499-9025 | Ohio TechCred FY25 | 0.00 | 0.00 | 0.00 | 0.00 | 100,000.00 | (100,000.00) | 0.00 | (100,000.00) |
| | 499-907A | CORE IMPLEMENTATION GRANT | 79.92 | 0.00 | 0.00 | 0.00 | 0.00 | 79.92 | 0.00 | 79.92 |
| | 499-9121 | SCHOOL SAFETY GRANT | 5,292.58 | 0.00 | 0.00 | 0.00 | 0.00 | 5,292.58 | 0.00 | 5,292.58 |
| | 499-9122 | School Bus Purchase Program | (135,000.00) | 0.00 | 0.00 | 0.00 | 0.00 | (135,000.00) | 0.00 | (135,000.00) |
| | 499-9123 | School Bus Purchase Program | 135,000.00 | 0.00 | 0.00 | 0.00 | 0.00 | 135,000.00 | 0.00 | 135,000.00 |
| | 499-9125 | Formula Based SSTG 25 - Attorney General | 0.00 | 0.00 | 4,184.99 | 0.00 | 0.00 | 4,184.99 | 0.00 | 4,184.99 |
| | 499-9900 | SCHOOL IMPROVEMENT INCENTIVE GRANT | 61.50 | 0.00 | 0.00 | 0.00 | 0.00 | 61.50 | 0.00 | 61.50 |
| | | | \$ 9,899.45 | \$ 0.00 | \$ 4,184.99 | \$ 0.00 | \$ 104,296.20 | \$ (90,211.76) | \$ 0.00 | \$ (90,211.76) |
| Fund: | 506 | | | | | | | | | |

RIVERDALE LOCAL SCHOOL DIST.

Cash Summary Report

| | Full Account Code | Description | Initial Cash | MTD Received | FYTD Received | MTD Expended | FYTD Expended | Fund Balance | Encumbrance | Unencumbered Balance |
|-------------|-------------------|-------------------------------|-----------------|---------------|-----------------|------------------|------------------|----------------|-------------|----------------------|
| | 506-9015 | RACE TO THE TOP GRANT | \$ 118.01 | \$ 0.00 | \$ 0.00 | \$ 0.00 | \$ 0.00 | \$ 118.01 | \$ 0.00 | \$ 118.01 |
| | | | \$ 118.01 | \$ 0.00 | \$ 0.00 | \$ 0.00 | \$ 0.00 | \$ 118.01 | \$ 0.00 | \$ 118.01 |
| Fund: | 507 | | | | | | | | | |
| | 507-9022 | ESSER II | (68.77) | 0.00 | 0.00 | 0.00 | 0.00 | (68.77) | 0.00 | (68.77) |
| | 507-9024 | ARP Homeless Targeted Support | (156.25) | 0.00 | 8,195.59 | 0.00 | 8,039.34 | 0.00 | 0.00 | 0.00 |
| | | | \$ (225.02) | \$ 0.00 | \$ 8,195.59 | \$ 0.00 | \$ 8,039.34 | \$ (68.77) | \$ 0.00 | \$ (68.77) |
| Fund: | 516 | | | | | | | | | |
| | 516-9024 | IDEA-B SPECIAL EDUCATION | (11,507.17) | 0.00 | 48,832.98 | 0.00 | 37,325.81 | 0.00 | 0.00 | 0.00 |
| | 516-9025 | IDEA-B SPECIAL EDUCATION | 0.00 | 46,219.42 | 191,739.17 | 19,250.04 | 210,989.21 | (19,250.04) | 0.00 | (19,250.04) |
| | | | \$ (11,507.17) | \$ 46,219.42 | \$ 240,572.15 | \$ 19,250.04 | \$ 248,315.02 | \$ (19,250.04) | \$ 0.00 | \$ (19,250.04) |
| Fund: | 572 | | | | | | | | | |
| | 572-9016 | TITLE I FY 16 | 127.00 | 0.00 | 0.00 | 0.00 | 0.00 | 127.00 | 0.00 | 127.00 |
| | 572-9023 | TITLE I | 0.05 | 0.00 | 0.00 | 0.00 | 0.00 | 0.05 | 0.00 | 0.05 |
| | 572-9024 | TITLE I | (8,414.87) | 0.00 | 36,729.10 | 0.00 | 28,314.23 | 0.00 | 0.00 | 0.00 |
| | 572-9025 | TITLE I | 0.00 | 37,155.52 | 147,446.44 | 13,819.49 | 161,265.93 | (13,819.49) | 200.00 | (14,019.49) |
| | | | \$ (8,287.82) | \$ 37,155.52 | \$ 184,175.54 | \$ 13,819.49 | \$ 189,580.16 | \$ (13,692.44) | \$ 200.00 | \$ (13,892.44) |
| Fund: | 584 | | | | | | | | | |
| | 584-9025 | TITLE IV-A | 0.00 | 0.00 | 14,366.57 | 0.00 | 14,366.57 | 0.00 | 0.00 | 0.00 |
| | | | \$ 0.00 | \$ 0.00 | \$ 14,366.57 | \$ 0.00 | \$ 14,366.57 | \$ 0.00 | \$ 0.00 | \$ 0.00 |
| Fund: | 587 | | | | | | | | | |
| | 587-9025 | IDEA PRESCHOOL-HANDICAPPED | 0.00 | 0.00 | 7,020.99 | 0.00 | 7,020.99 | 0.00 | 0.00 | 0.00 |
| | | | \$ 0.00 | \$ 0.00 | \$ 7,020.99 | \$ 0.00 | \$ 7,020.99 | \$ 0.00 | \$ 0.00 | \$ 0.00 |
| Fund: | 590 | | | | | | | | | |
| | 590-9019 | TITLE II-A | 29.39 | 0.00 | 0.00 | 0.00 | 0.00 | 29.39 | 0.00 | 29.39 |
| | 590-9020 | IMPROVING TCHR QUALITY | 485.25 | 0.00 | 0.00 | 0.00 | 0.00 | 485.25 | 0.00 | 485.25 |
| | 590-9023 | IMPROVING TCHR QUALITY | 10.00 | 0.00 | 0.00 | 0.00 | 0.00 | 10.00 | 0.00 | 10.00 |
| | 590-9024 | IMPROVING TCHR QUALITY | (1,500.00) | 0.00 | 2,326.80 | 0.00 | 826.80 | 0.00 | 0.00 | 0.00 |
| | 590-9025 | IMPROVING TCHR QUALITY | 0.00 | 9,000.00 | 16,896.84 | 2,850.00 | 19,746.84 | (2,850.00) | 403.75 | (3,253.75) |
| | | | \$ (975.36) | \$ 9,000.00 | \$ 19,223.64 | \$ 2,850.00 | \$ 20,573.64 | \$ (2,325.36) | \$ 403.75 | \$ (2,729.11) |
| Fund: | 599 | | | | | | | | | |
| | 599-9021 | TITLE IV-A | 1,183.44 | 0.00 | 0.00 | 0.00 | 0.00 | 1,183.44 | 0.00 | 1,183.44 |
| | 599-9123 | OFCC Safety Grant | 43,715.38 | 0.00 | 0.00 | 0.00 | 43,715.38 | 0.00 | 0.00 | 0.00 |
| | 599-9125 | USDA Rural Utilities DLT | 0.00 | 0.00 | 0.00 | 0.00 | 0.00 | 0.00 | 0.00 | 0.00 |
| | | | \$ 44,898.82 | \$ 0.00 | \$ 0.00 | \$ 0.00 | \$ 43,715.38 | \$ 1,183.44 | \$ 0.00 | \$ 1,183.44 |
| Grand Total | | | \$ 9,544,324.93 | \$ 884,489.82 | \$ 1,221,853.15 | \$ 17,568,640.54 | \$ 11,215,033.19 | \$ 301,715.78 | | \$ 10,913,317.41 |



Date: 07/02/2025
Time: 14:37

RIVERDALE LOCAL SCHOOL DIST.
Cash Reconciliation as of 06/30/2025

Page: 1

Gross Depository Balances:

| | |
|----------------------|----------------|
| Community First Bank | \$2,521,886.29 |
| STAR Ohio | \$3,505,942.68 |

| | |
|-----------------------------------|----------------|
| Total Depository Balances (Gross) | \$6,027,828.97 |
|-----------------------------------|----------------|

Adjustments to Bank Balance:

| | |
|-------------------------|---------------|
| Cash in Transit to Bank | \$0.00 |
| Outstanding Checks | (\$86,413.30) |

Adjustments:

| | |
|---|--------------|
| PaySchools Reconciliation between receipts and postings | (\$1,274.65) |
| Adj for A. Thomas Deduction Refunds & Other PR Adj | \$628.19 |

| | |
|-----------------------------------|---------------|
| Total Adjustments to Bank Balance | (\$87,059.76) |
|-----------------------------------|---------------|

Investments:

| | |
|--------------------------|----------------|
| Treasury Bonds and Notes | \$0.00 |
| Certificate of Deposits | \$20,000.00 |
| Other Securities | \$0.00 |
| Other Investments: | |
| Redtree Investments | \$5,247,488.98 |

| | |
|-------------------|----------------|
| Total Investments | \$5,267,488.98 |
|-------------------|----------------|

Cash on Hand:

| | |
|---------------------------------|------------|
| Petty Cash: | |
| Secretaries Cash Fund | \$75.00 |
| Change Cash: | |
| Athletic Change Fund | \$1,700.00 |
| DragonFly Sports Payment System | \$5,000.00 |
| Cash with Fiscal Agent | \$0.00 |

| | |
|--------------------|------------|
| Total Cash on Hand | \$6,775.00 |
|--------------------|------------|

| | |
|----------------|-----------------|
| Total Balances | \$11,215,033.19 |
|----------------|-----------------|

| | |
|--------------------|-----------------|
| Total Fund Balance | \$11,215,033.19 |
|--------------------|-----------------|

Depository Clearance Accounts:

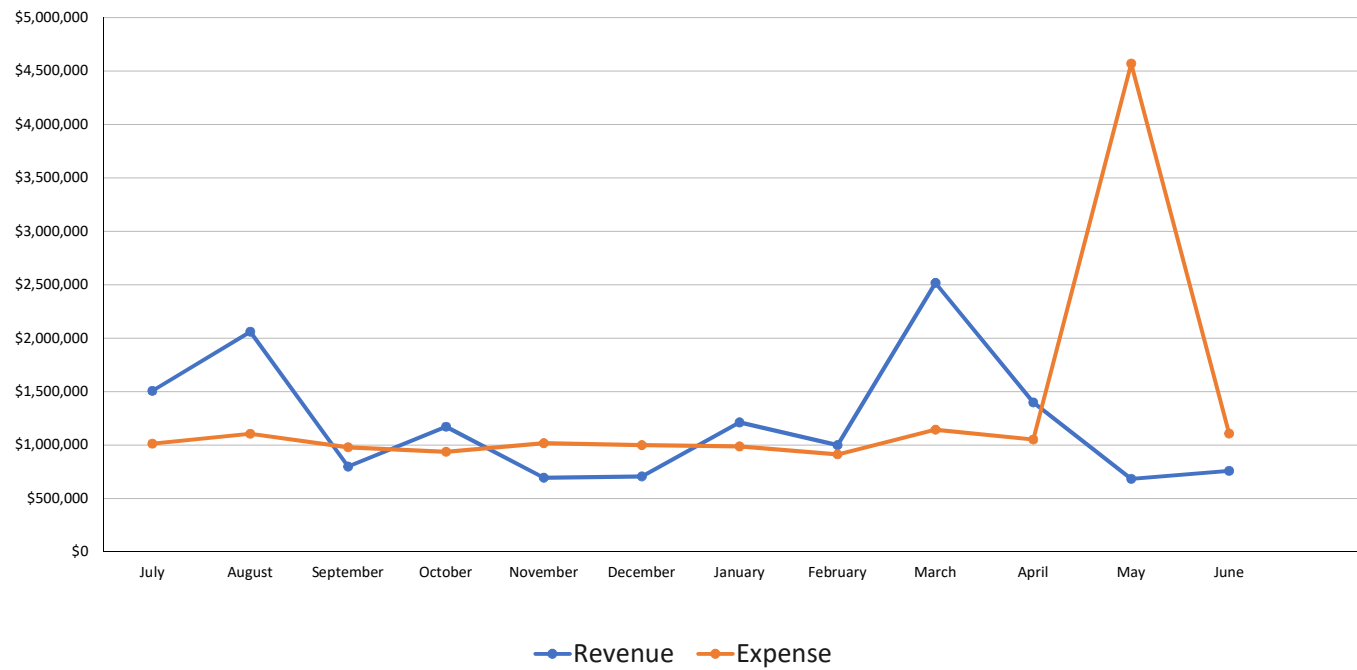
| | |
|----------------------------------|--------|
| Total Clearance Account Balances | \$0.00 |
|----------------------------------|--------|

Treasurer

Monthly Revenue vs Expense

| | Revenue | Expense |
|--------------------------|----------------------------|----------------------------|
| July | \$1,506,775 | \$1,013,059 |
| August | \$2,060,099 | \$1,106,234 |
| September | \$799,051 | \$978,765 |
| October | \$1,170,750 | \$937,598 |
| November | \$694,961 | \$1,016,357 |
| December | \$706,150 | \$998,341 |
| January | \$1,212,480 | \$986,179 |
| February | \$999,543 | \$912,221 |
| March | \$2,517,495 | \$1,142,837 |
| April | \$1,399,248 | \$1,050,739 |
| May | \$683,732 | \$4,569,569 |
| June | \$758,935 | \$1,107,181 |
| Fiscal Year Total | <u>\$14,509,217</u> | <u>\$15,819,079</u> |

Revenues vs. Expenditures
FY 2025



As Of Period: 06/30/2025

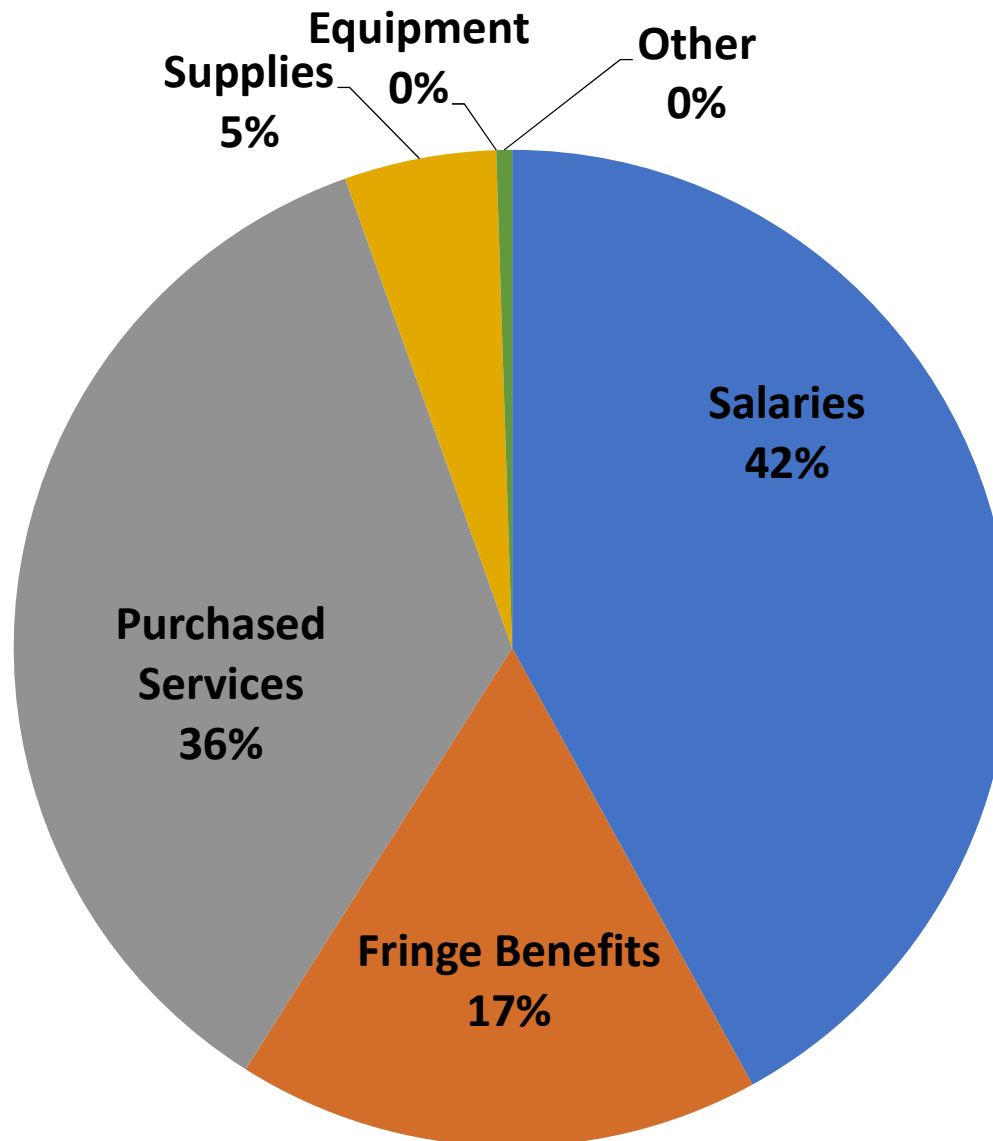
RIVERDALE LOCAL SCHOOL DIST.

SSDT Summary of Expenditures by Fund

| Code | Description | FYTD Expendable | FYTD Expended | MTD Expended | Fiscal Year Encumbrances | FYTD Expendable Remaining | FYTD Percent Expended |
|------|--|------------------|------------------|-----------------|-----------------------------|------------------------------|--------------------------|
| 001 | GENERAL | \$ 17,636,832.90 | \$ 15,819,079.48 | \$ 1,107,181.37 | \$ 217,032.13 | \$ 1,600,721.29 | 89.69 % |
| 002 | BOND RETIREMENT | 0.00 | 0.00 | 0.00 | 0.00 | 0.00 | 0.00 |
| 003 | PERMANENT IMPROVEMENT | 0.00 | 0.00 | 0.00 | 0.00 | 0.00 | 0.00 |
| 006 | FOOD SERVICE | 667,033.58 | 644,922.98 | 44,387.51 | 12,932.83 | 9,177.77 | 96.69 |
| 007 | SPECIAL TRUST | 1,000.00 | 0.00 | 0.00 | 0.00 | 1,000.00 | 0.00 |
| 008 | ENDOWMENT | 0.00 | 0.00 | 0.00 | 0.00 | 0.00 | 0.00 |
| 009 | UNIFORM SCHOOL SUPPLIES | 20,000.00 | 12,524.34 | 2,047.71 | 0.00 | 7,475.66 | 62.62 |
| 010 | CLASSROOM FACILITIES | 0.00 | 0.00 | 0.00 | 0.00 | 0.00 | 0.00 |
| 018 | PUBLIC SCHOOL SUPPORT | 92,772.15 | 65,921.18 | 6,641.61 | 1,488.30 | 25,362.67 | 71.06 |
| 022 | DISTRICT CUSTODIAL | 0.00 | 0.00 | 0.00 | 0.00 | 0.00 | 0.00 |
| 034 | CLASSROOM FACILITIES MAINT. | 150,000.00 | 70,986.61 | 3,242.60 | 18,672.19 | 60,341.20 | 47.32 |
| 035 | TERMINATION BENEFITS - HB426 | 0.00 | 0.00 | 0.00 | 0.00 | 0.00 | 0.00 |
| 070 | CAPITAL PROJECTS | 0.00 | 0.00 | 0.00 | 8,852.00 | (8,852.00) | 0.00 |
| 200 | STUDENT MANAGED ACTIVITY | 318,748.66 | 187,727.03 | 14,672.60 | 37,206.35 | 93,815.28 | 58.90 |
| 300 | DISTRICT MANAGED ACTIVITY | 129,474.52 | 115,616.94 | 7,760.22 | 4,928.23 | 8,929.35 | 89.30 |
| 416 | TEACHER DEVELOPMENT | 0.00 | 0.00 | 0.00 | 0.00 | 0.00 | 0.00 |
| 432 | MANAGEMENT INFORMATION SYSTEM | 0.00 | 0.00 | 0.00 | 0.00 | 0.00 | 0.00 |
| 450 | SCHOOLNET EQUIP/INFRASTRUCTURE | 0.00 | 0.00 | 0.00 | 0.00 | 0.00 | 0.00 |
| 451 | DATA COMMUNICATION FUND | 15,954.68 | 15,954.68 | 0.00 | 0.00 | 0.00 | 100.00 |
| 452 | SCHOOLNET PROFESS. DEVELOPMENT | 0.00 | 0.00 | 0.00 | 0.00 | 0.00 | 0.00 |
| 459 | OHIO READS | 0.00 | 0.00 | 0.00 | 0.00 | 0.00 | 0.00 |
| 460 | SUMMER INTERVENTION | 0.00 | 0.00 | 0.00 | 0.00 | 0.00 | 0.00 |
| 461 | VOCATIONAL EDUC. ENHANCEMENTS | 0.00 | 0.00 | 0.00 | 0.00 | 0.00 | 0.00 |
| 467 | STUDENT WELLNESS AND SUCCESS FUND | 0.00 | 0.00 | 0.00 | 0.00 | 0.00 | 0.00 |
| 499 | MISCELLANEOUS STATE GRANT FUND | 104,296.20 | 104,296.20 | 0.00 | 0.00 | 0.00 | 100.00 |
| 504 | | 0.00 | 0.00 | 0.00 | 0.00 | 0.00 | 0.00 |
| 506 | RACE TO THE TOP | 0.00 | 0.00 | 0.00 | 0.00 | 0.00 | 0.00 |
| 507 | ELEMENTARY AND SECONDARY SCHOOL EMERGENCY RELIEF FUND | 8,039.34 | 8,039.34 | 0.00 | 0.00 | 0.00 | 100.00 |
| 510 | CORONAVIRUS RELIEF FUND | 0.00 | 0.00 | 0.00 | 0.00 | 0.00 | 0.00 |
| 516 | IDEA PART B GRANTS | 298,360.68 | 248,315.02 | 19,250.04 | 0.00 | 50,045.66 | 83.23 |
| 532 | | 0.00 | 0.00 | 0.00 | 0.00 | 0.00 | 0.00 |
| 533 | TITLE II D - TECHNOLOGY | 0.00 | 0.00 | 0.00 | 0.00 | 0.00 | 0.00 |
| 536 | TITLE I SCHOOL IMPROVEMENT A | 0.00 | 0.00 | 0.00 | 0.00 | 0.00 | 0.00 |
| 572 | TITLE I DISADVANTAGED CHILDREN | 260,375.58 | 189,580.16 | 13,819.49 | 200.00 | 70,595.42 | 72.81 |
| 573 | TITLE V INNOVATIVE EDUC PGM | 0.00 | 0.00 | 0.00 | 0.00 | 0.00 | 0.00 |
| 584 | DRUG FREE SCHOOL GRANT FUND | 14,366.57 | 14,366.57 | 0.00 | 0.00 | 0.00 | 100.00 |
| 587 | IDEA PRESCHOOL-HANDICAPPED | 7,020.99 | 7,020.99 | 0.00 | 0.00 | 0.00 | 100.00 |
| 590 | IMPROVING TEACHER QUALITY | 34,030.77 | 20,573.64 | 2,850.00 | 403.75 | 13,053.38 | 60.46 |
| 599 | MISCELLANEOUS FED. GRANT FUND | 870,042.63 | 43,715.38 | 0.00 | 0.00 | 826,327.25 | 5.02 |

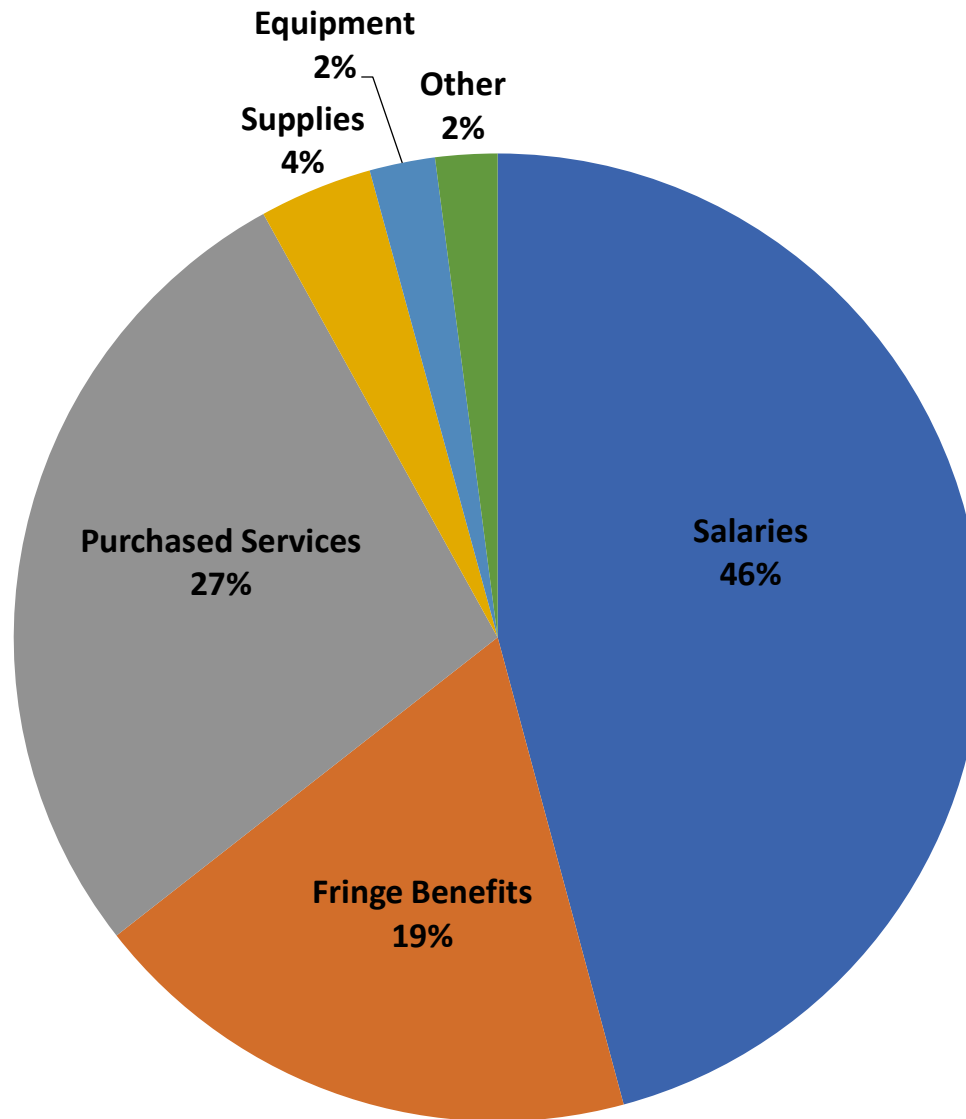
| | | | | | |
|-------------|------------------|------------------|-----------------|---------------|-----------------|
| Grand Total | \$ 20,628,349.25 | \$ 17,568,640.54 | \$ 1,221,853.15 | \$ 301,715.78 | \$ 2,757,992.93 |
|-------------|------------------|------------------|-----------------|---------------|-----------------|

General Fund Monthly Expenditures By Source
June 2025 (FY2025)



Percentages are based off amounts listed for Actual MTD expenses on Budget vs. Actual report

General Fund Expenditures By Source
July 2024 - June 2025 (FY2025)



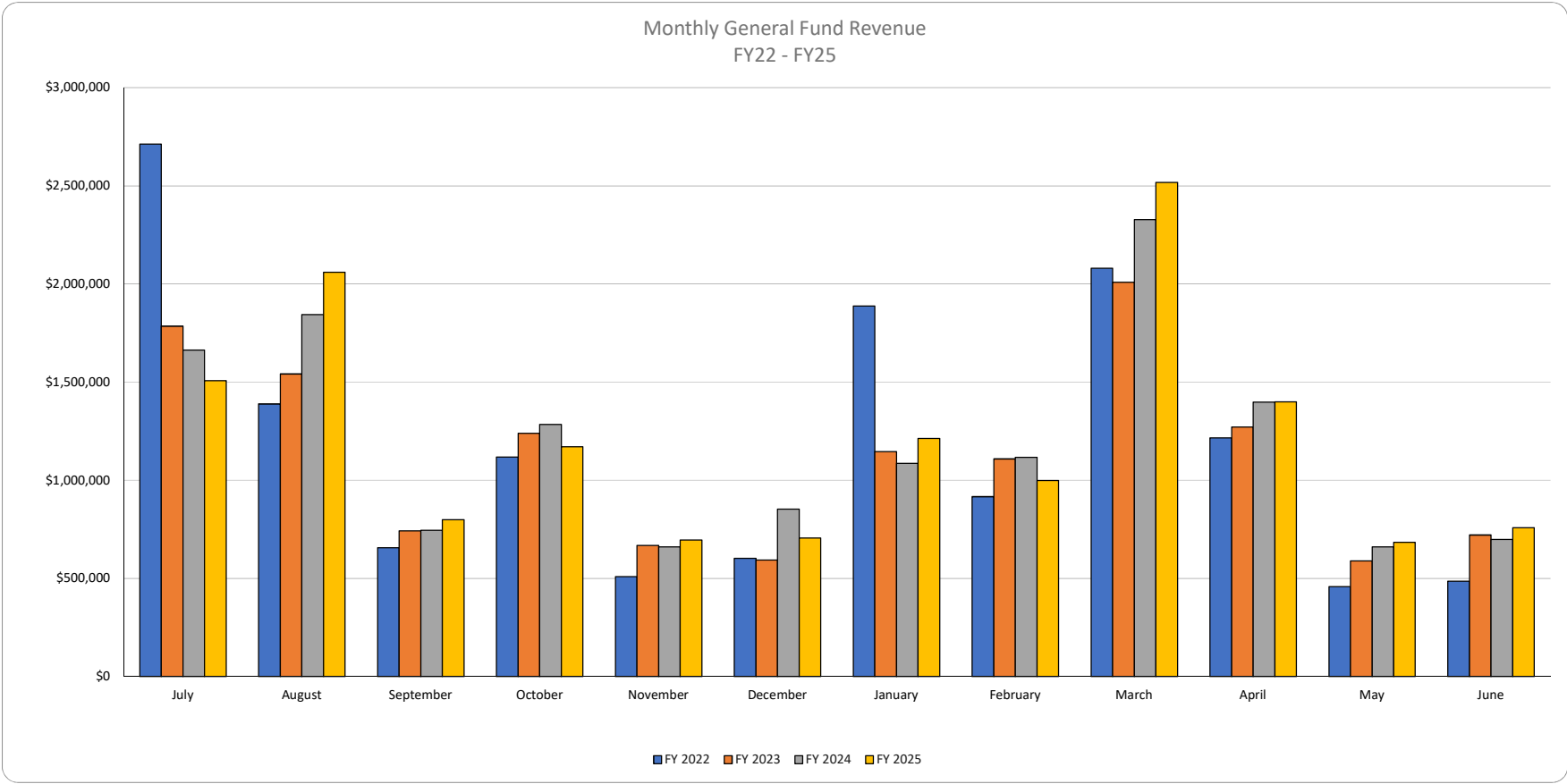
As Of Period: 06/30/2025

RIVERDALE LOCAL SCHOOL DIST.

SSDT Summary of Revenues by Fund

| Code | Description | FYTD Receivable | FYTD Actual Receipts | MTD Actual Receipts | FYTD Balance Receivable | FYTD Percent Receivable |
|------|--|------------------|----------------------|---------------------|-------------------------|-------------------------|
| 001 | GENERAL | \$ 14,419,213.00 | \$ 14,509,216.34 | \$ 758,934.81 | \$ (90,003.34) | 100.62 % |
| 002 | BOND RETIREMENT | 0.00 | 439.91 | 0.00 | (439.91) | 0.00 |
| 003 | PERMANENT IMPROVEMENT | 0.00 | 0.00 | 0.00 | 0.00 | 0.00 |
| 006 | FOOD SERVICE | 549,200.00 | 562,021.80 | 30,447.57 | (12,821.80) | 102.33 |
| 007 | SPECIAL TRUST | 1,000.00 | 0.00 | 0.00 | 1,000.00 | 0.00 |
| 008 | ENDOWMENT | 260.00 | (340.00) | 0.00 | 600.00 | (130.77) |
| 009 | UNIFORM SCHOOL SUPPLIES | 13,201.10 | 13,164.48 | 558.00 | 36.62 | 99.72 |
| 010 | CLASSROOM FACILITIES | 0.00 | 0.00 | 0.00 | 0.00 | 0.00 |
| 018 | PUBLIC SCHOOL SUPPORT | 52,700.00 | 49,601.74 | (239.77) | 3,098.26 | 94.12 |
| 022 | DISTRICT CUSTODIAL | 0.00 | 0.00 | 0.00 | 0.00 | 0.00 |
| 034 | CLASSROOM FACILITIES MAINT. | 0.00 | 90.67 | 0.00 | (90.67) | 0.00 |
| 035 | TERMINATION BENEFITS - HB426 | 300,000.00 | 300,000.00 | 0.00 | 0.00 | 100.00 |
| 070 | CAPITAL PROJECTS | 3,000,000.00 | 3,000,000.00 | 0.00 | 0.00 | 100.00 |
| 200 | STUDENT MANAGED ACTIVITY | 224,565.00 | 216,139.65 | 2,212.13 | 8,425.35 | 96.25 |
| 300 | DISTRICT MANAGED ACTIVITY | 105,380.00 | 103,310.18 | 202.14 | 2,069.82 | 98.04 |
| 416 | TEACHER DEVELOPMENT | 0.00 | 0.00 | 0.00 | 0.00 | 0.00 |
| 432 | MANAGEMENT INFORMATION SYSTEM | 0.00 | 0.00 | 0.00 | 0.00 | 0.00 |
| 450 | SCHOOLNET EQUIP/INFRASTRUCTURE | 0.00 | 0.00 | 0.00 | 0.00 | 0.00 |
| 451 | DATA COMMUNICATION FUND | 7,964.56 | 7,964.56 | 0.00 | 0.00 | 100.00 |
| 452 | SCHOOLNET PROFESS. DEVELOPMENT | 0.00 | 0.00 | 0.00 | 0.00 | 0.00 |
| 459 | OHIO READS | 0.00 | 0.00 | 0.00 | 0.00 | 0.00 |
| 460 | SUMMER INTERVENTION | 0.00 | 0.00 | 0.00 | 0.00 | 0.00 |
| 461 | VOCATIONAL EDUC. ENHANCEMENTS | 0.00 | 0.00 | 0.00 | 0.00 | 0.00 |
| 467 | STUDENT WELLNESS AND SUCCESS FUND | 0.00 | 0.00 | 0.00 | 0.00 | 0.00 |
| 499 | MISCELLANEOUS STATE GRANT FUND | 104,184.99 | 4,184.99 | 0.00 | 100,000.00 | 4.02 |
| 504 | | 0.00 | 0.00 | 0.00 | 0.00 | 0.00 |
| 506 | RACE TO THE TOP | 0.00 | 0.00 | 0.00 | 0.00 | 0.00 |
| 507 | ELEMENTARY AND SECONDARY SCHOOL EMERGENCY RELIEF FUND | 8,264.36 | 8,195.59 | 0.00 | 68.77 | 99.17 |
| 510 | CORONAVIRUS RELIEF FUND | 0.00 | 0.00 | 0.00 | 0.00 | 0.00 |
| 516 | IDEA PART B GRANTS | 316,643.90 | 240,572.15 | 46,219.42 | 76,071.75 | 75.98 |
| 532 | | 0.00 | 0.00 | 0.00 | 0.00 | 0.00 |
| 533 | TITLE II D - TECHNOLOGY | 0.00 | 0.00 | 0.00 | 0.00 | 0.00 |
| 536 | TITLE I SCHOOL IMPROVEMENT A | 0.00 | 0.00 | 0.00 | 0.00 | 0.00 |
| 572 | TITLE I DISADVANTAGED CHILDREN | 268,790.44 | 184,175.54 | 37,155.52 | 84,614.90 | 68.52 |
| 573 | TITLE V INNOVATIVE EDUC PGM | 0.00 | 0.00 | 0.00 | 0.00 | 0.00 |
| 584 | DRUG FREE SCHOOL GRANT FUND | 14,366.57 | 14,366.57 | 0.00 | 0.00 | 100.00 |
| 587 | IDEA PRESCHOOL-HANDICAPPED | 7,020.99 | 7,020.99 | 0.00 | 0.00 | 100.00 |
| 590 | IMPROVING TEACHER QUALITY | 63,434.13 | 19,223.64 | 9,000.00 | 44,210.49 | 30.30 |
| 599 | MISCELLANEOUS FED. GRANT FUND | 826,327.00 | 0.00 | 0.00 | 826,327.00 | 0.00 |

| | | | | |
|-------------|------------------|------------------|---------------|-----------------|
| Grand Total | \$ 20,282,516.04 | \$ 19,239,348.80 | \$ 884,489.82 | \$ 1,043,167.24 |
|-------------|------------------|------------------|---------------|-----------------|



Note: FY22 included an additioanl \$1.6 million in income tax

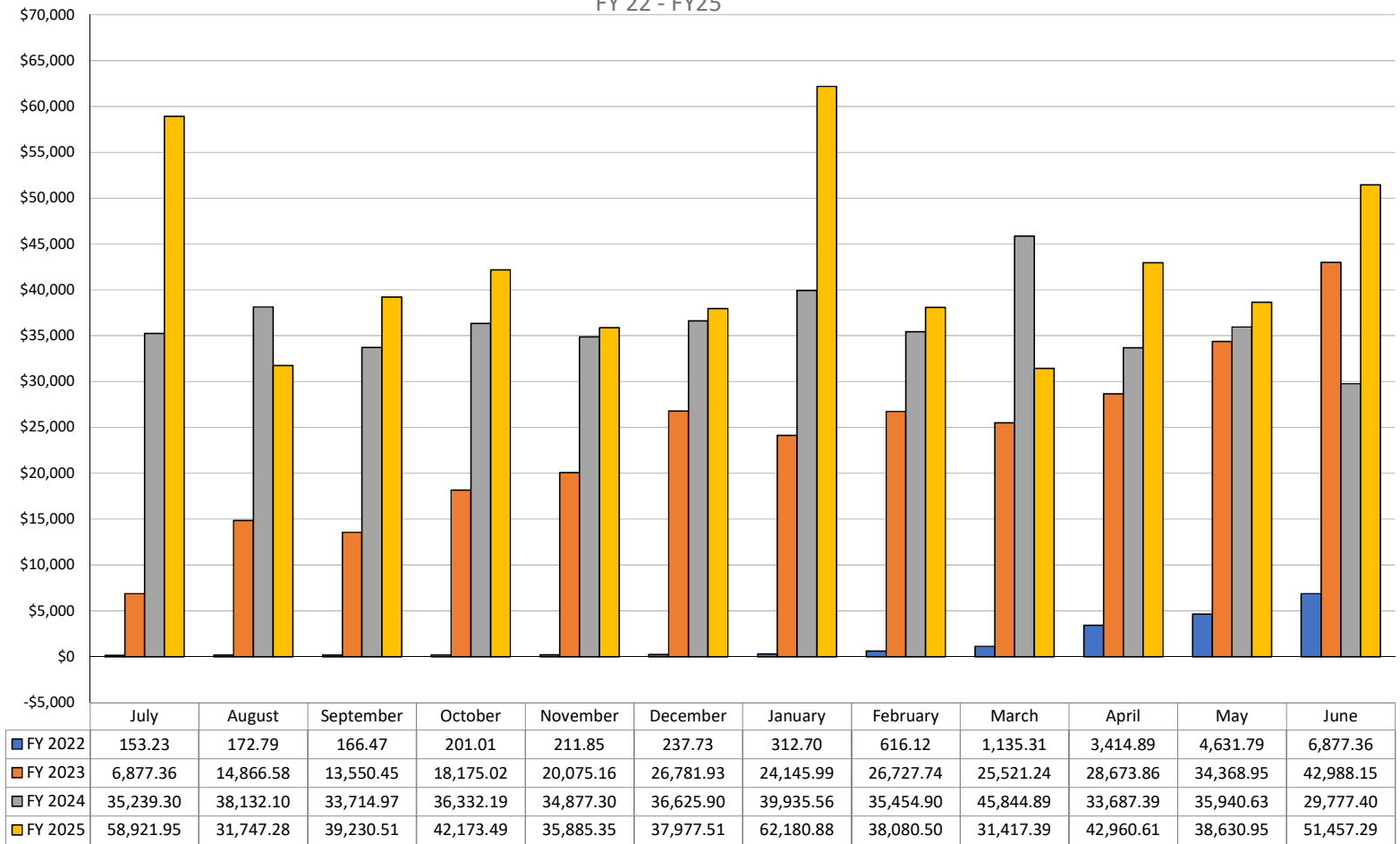
Income Tax Collections

July
Oct
Jan
April

Property Tax Collection

July - Advances
August
Jan-Feb - Advances
March

Monthly Interest FY 22 - FY25



■ FY 2022 ■ FY 2023 ■ FY 2024 ■ FY 2025

Start Date: 06/01/2025

End Date: 06/30/2025

RIVERDALE LOCAL SCHOOL DIST.

Disbursement Summary Report

| Reference Number | Check Number | Type | Date | Name | Vendor # | Status | Reconcile Date | Void Date | Amount |
|------------------|--------------|------------------------|-----------|---|----------|-------------|----------------|-----------|------------|
| 34712 | | 0 ACCOUNTS_PAYA BLE | 6/9/2025 | PNC BANK | 900028 | VOID | | 6/9/2025 | \$ 181.42 |
| 34751 | | 0 PAYROLL | 6/13/2025 | RIVERDALE LOCAL SCHOOL DIST. | | RECONCILED | 6/13/2025 | | 245,567.45 |
| 34752 | | 0 PAYROLL | 6/13/2025 | RIVERDALE LOCAL SCHOOL DIST. | | RECONCILED | 6/13/2025 | | 637.02 |
| 34753 | | 0 PAYROLL | 6/13/2025 | RIVERDALE LOCAL SCHOOL DIST. | | RECONCILED | 6/13/2025 | | 2,317.14 |
| 34754 | | 0 PAYROLL | 6/13/2025 | RIVERDALE LOCAL SCHOOL DIST. | | RECONCILED | 6/13/2025 | | 19,446.18 |
| 34755 | | 0 ACCOUNTS_PAYA BLE | 6/13/2025 | MEDICARE/FICA CHARGE OFF | 900009 | RECONCILED | 6/13/2025 | | 3,640.09 |
| 34756 | | 0 ACCOUNTS_PAYA BLE | 6/13/2025 | STRS PICK-UP | 900008 | RECONCILED | 6/13/2025 | | 2,887.95 |
| 34757 | | 0 ACCOUNTS_PAYA BLE | 6/13/2025 | SCHOOL EMPLOYEES RETIREMENT | 900013 | RECONCILED | 6/13/2025 | | 943.79 |
| 34790 | | 0 PAYROLL | 6/25/2025 | RIVERDALE LOCAL SCHOOL DIST. | | RECONCILED | 6/25/2025 | | 3,000.00 |
| 34791 | | 0 PAYROLL | 6/25/2025 | RIVERDALE LOCAL SCHOOL DIST. | | RECONCILED | 6/25/2025 | | 229,874.44 |
| 34653 | 198066 | ACCOUNTS_PAYA BLE | 6/6/2025 | Specialized Education of Ohio Inc | 771005 | RECONCILED | 6/26/2025 | | 4,742.20 |
| 34655 | 198067 | REFUND | 6/6/2025 | BARBIE MILLER | 705819 | RECONCILED | 6/26/2025 | | 11.00 |
| 34654 | 198068 | REFUND | 6/6/2025 | Jessica Leeth | 805954 | RECONCILED | 6/26/2025 | | 55.00 |
| 34656 | 198069 | REFUND | 6/6/2025 | Lisa Carter | 805955 | OUTSTANDING | | | 9.70 |
| 34657 | 198070 | ACCOUNTS_PAYA BLE | 6/6/2025 | Nasar Ahmad | 771018 | RECONCILED | 6/26/2025 | | 899.00 |
| 34658 | 198071 | ACCOUNTS_PAYA BLE | 6/6/2025 | BIANCA BIRCHFIELD | 704190 | RECONCILED | 6/26/2025 | | 870.00 |
| 34667 | 198072 | ACCOUNTS_PAYA BLE | 6/9/2025 | ARLINGTON NATURAL GAS COMPANY | 6 | RECONCILED | 6/26/2025 | | 2,079.10 |
| 34674 | 198073 | ACCOUNTS_PAYA BLE | 6/9/2025 | HEMPY WATER COND INC | 54 | RECONCILED | 6/26/2025 | | 617.40 |
| 34681 | 198074 | ACCOUNTS_PAYA BLE | 6/9/2025 | MARTINS MEAT MARKET | 68 | RECONCILED | 6/26/2025 | | 1,371.72 |
| 34662 | 198075 | ACCOUNTS_PAYA BLE | 6/9/2025 | DEMCO INC | 183 | RECONCILED | 6/26/2025 | | 71.90 |
| 34682 | 198076 | ACCOUNTS_PAYA BLE | 6/9/2025 | KIMMEL CORP | 951 | RECONCILED | 6/26/2025 | | 453.00 |

Start Date: 06/01/2025

End Date: 06/30/2025

RIVERDALE LOCAL SCHOOL DIST.**Disbursement Summary Report**

| Reference Number | Check Number | Type | Date | Name | Vendor # | Status | Reconcile Date | Void Date | Amount |
|------------------|--------------|----------------------|----------|-----------------------------------|----------|-------------|----------------|-----------|-----------|
| 34676 | 198077 | ACCOUNTS_PAYA BLE | 6/9/2025 | OHIO FFA ASSOCIATION | 1165 | RECONCILED | 6/30/2025 | | \$ 130.00 |
| 34661 | 198078 | ACCOUNTS_PAYA BLE | 6/9/2025 | THE MASTER TEACHER INC | 1874 | RECONCILED | 6/26/2025 | | 89.95 |
| 34672 | 198079 | ACCOUNTS_PAYA BLE | 6/9/2025 | NEOLA INC | 1943 | RECONCILED | 6/26/2025 | | 1,535.00 |
| 34702 | 198080 | ACCOUNTS_PAYA BLE | 6/9/2025 | WESTERN OHIO COMPUTER | 2221 | RECONCILED | 6/26/2025 | | 11,500.00 |
| 34685 | 198081 | ACCOUNTS_PAYA BLE | 6/9/2025 | FOREST TRUCK & AUTO LLC | 2568 | OUTSTANDING | | | 22.47 |
| 34691 | 198082 | ACCOUNTS_PAYA BLE | 6/9/2025 | LEGACY FARMERS | 3479 | RECONCILED | 6/26/2025 | | 65.00 |
| 34664 | 198083 | ACCOUNTS_PAYA BLE | 6/9/2025 | HANCOCK COUNTY EDUCATIONAL | 3878 | RECONCILED | 6/26/2025 | | 45,895.81 |
| 34669 | 198084 | ACCOUNTS_PAYA BLE | 6/9/2025 | WOOD COUNTY EDUCATIONAL | 4446 | RECONCILED | 6/26/2025 | | 1,440.00 |
| 34673 | 198085 | ACCOUNTS_PAYA BLE | 6/9/2025 | HARDIN COUNTY FAIR | 701104 | RECONCILED | 6/26/2025 | | 50.00 |
| 34699 | 198086 | ACCOUNTS_PAYA BLE | 6/9/2025 | BAIR BROTHERS | 701606 | RECONCILED | 6/26/2025 | | 30.00 |
| 34700 | 198087 | ACCOUNTS_PAYA BLE | 6/9/2025 | CREATIVE EXPRESSIONS BY | 701962 | RECONCILED | 6/26/2025 | | 314.25 |
| 34709 | 198088 | ACCOUNTS_PAYA BLE | 6/9/2025 | MUSICKS SERVICE STATION | 702076 | OUTSTANDING | | | 3,981.81 |
| 34689 | 198089 | ACCOUNTS_PAYA BLE | 6/9/2025 | J B WALTER PORTABLE TOILETS | 702178 | RECONCILED | 6/26/2025 | | 150.00 |
| 34706 | 198090 | ACCOUNTS_PAYA BLE | 6/9/2025 | H2O TECHNOLOGIES LLC | 702504 | RECONCILED | 6/30/2025 | | 1,512.75 |
| 34680 | 198091 | ACCOUNTS_PAYA BLE | 6/9/2025 | COLUMBUS GROVE HIGH SCHOOL | 702634 | OUTSTANDING | | | 200.00 |
| 34679 | 198092 | ACCOUNTS_PAYA BLE | 6/9/2025 | HARDIN NORTHERN SCHOOL | 702635 | RECONCILED | 6/26/2025 | | 175.00 |
| 34665 | 198093 | ACCOUNTS_PAYA BLE | 6/9/2025 | THE SHERWIN WILLIAMS CO | 702683 | RECONCILED | 6/26/2025 | | 66.45 |
| 34704 | 198094 | ACCOUNTS_PAYA BLE | 6/9/2025 | UPPER SCIOTO VALLEY SCHOOLS | 702880 | RECONCILED | 6/26/2025 | | 200.00 |
| 34660 | 198095 | ACCOUNTS_PAYA BLE | 6/9/2025 | SCOTT SCRIVEN LLP | 703274 | RECONCILED | 6/26/2025 | | 5,697.60 |
| 34708 | 198096 | ACCOUNTS_PAYA BLE | 6/9/2025 | MCCOMB HIGH SCHOOL | 703515 | RECONCILED | 6/26/2025 | | 250.00 |
| 34683 | 198097 | ACCOUNTS_PAYA | 6/9/2025 | ADA EXEMPTED | 703519 | RECONCILED | 6/26/2025 | | 200.00 |

Start Date: 06/01/2025

End Date: 06/30/2025

RIVERDALE LOCAL SCHOOL DIST.

Disbursement Summary Report

| Reference Number | Check Number | Type | Date | Name | Vendor # | Status | Reconcile Date | Void Date | Amount |
|------------------|--------------|---------------|----------|---------------------------------------|----------|-------------|----------------|-----------|----------|
| | | BLE | | VILLAGE SCHOOLS | | | | | |
| 34701 | 198098 | ACCOUNTS_PAYA | 6/9/2025 | Five Points Apparel | 703647 | RECONCILED | 6/26/2025 | | \$ 10.75 |
| 34677 | 198099 | ACCOUNTS_PAYA | 6/9/2025 | AUGLAIZE COUNTY ESC | 703745 | RECONCILED | 6/30/2025 | | 900.00 |
| 34670 | 198100 | ACCOUNTS_PAYA | 6/9/2025 | KAMICO INSTRUCTIONAL MEDIA INC | 703971 | RECONCILED | 6/26/2025 | | 299.70 |
| 34710 | 198101 | ACCOUNTS_PAYA | 6/9/2025 | LIBERTY BENTON LOCAL | 704187 | OUTSTANDING | | | 150.00 |
| 34694 | 198102 | ACCOUNTS_PAYA | 6/9/2025 | LANGE PHOTOGRAPHIES INC | 704731 | RECONCILED | 6/26/2025 | | 85.00 |
| 34684 | 198103 | ACCOUNTS_PAYA | 6/9/2025 | NICOLE BAUMER | 704760 | RECONCILED | 6/26/2025 | | 140.01 |
| 34671 | 198104 | ACCOUNTS_PAYA | 6/9/2025 | BLANCHARD VALLEY CONFERENCE | 704988 | OUTSTANDING | | | 180.00 |
| 34678 | 198105 | ACCOUNTS_PAYA | 6/9/2025 | IT SAVVY LLC | 705229 | RECONCILED | 6/26/2025 | | 396.29 |
| 34690 | 198106 | ACCOUNTS_PAYA | 6/9/2025 | LEIPSIC BOYS BASKETBALL | 705364 | RECONCILED | 6/26/2025 | | 50.00 |
| 34688 | 198107 | ACCOUNTS_PAYA | 6/9/2025 | INSTRUCTURE INC | 705367 | RECONCILED | 6/30/2025 | | 7,445.25 |
| 34668 | 198108 | ACCOUNTS_PAYA | 6/9/2025 | MATT RADER | 705378 | OUTSTANDING | | | 50.00 |
| 34703 | 198109 | ACCOUNTS_PAYA | 6/9/2025 | ABBOTT MECHANICAL | 705459 | RECONCILED | 6/26/2025 | | 1,091.60 |
| 34675 | 198110 | ACCOUNTS_PAYA | 6/9/2025 | Institute for Multi-Sensory Education | 705679 | RECONCILED | 6/26/2025 | | 3,050.70 |
| 34687 | 198111 | ACCOUNTS_PAYA | 6/9/2025 | PETALS & GIFTS | 705804 | RECONCILED | 6/26/2025 | | 555.00 |
| 34663 | 198112 | ACCOUNTS_PAYA | 6/9/2025 | AQUA DOC - TOLEDO | 705918 | RECONCILED | 6/26/2025 | | 800.00 |
| 34692 | 198113 | ACCOUNTS_PAYA | 6/9/2025 | ImperialDade | 705922 | RECONCILED | 6/26/2025 | | 800.30 |
| 34698 | 198114 | ACCOUNTS_PAYA | 6/9/2025 | U S BANK EQUIPMENT FINANCE | 705923 | RECONCILED | 6/26/2025 | | 1,429.90 |
| 34666 | 198115 | ACCOUNTS_PAYA | 6/9/2025 | Tyler Technologies | 770923 | RECONCILED | 6/26/2025 | | 1,638.00 |
| 34693 | 198116 | ACCOUNTS_PAYA | 6/9/2025 | J&M Fruit Farm | 770945 | OUTSTANDING | | | 3,763.50 |
| 34697 | 198117 | ACCOUNTS_PAYA | 6/9/2025 | Rumpke of Ohio | 770956 | RECONCILED | 6/26/2025 | | 828.65 |
| 34705 | 198118 | ACCOUNTS_PAYA | 6/9/2025 | K-12 Business Consulting, Inc | 770983 | RECONCILED | 6/26/2025 | | 3,450.00 |

Start Date: 06/01/2025

End Date: 06/30/2025

RIVERDALE LOCAL SCHOOL DIST.

Disbursement Summary Report

| Reference Number | Check Number | Type | Date | Name | Vendor # | Status | Reconcile Date | Void Date | Amount |
|------------------|--------------|----------------------|----------|--|----------|-------------|----------------|-----------|-------------|
| 34659 | 198119 | ACCOUNTS_PAYA BLE | 6/9/2025 | Specialized Education of Ohio Inc | 771005 | RECONCILED | 6/26/2025 | | \$ 4,830.20 |
| 34695 | 198120 | ACCOUNTS_PAYA BLE | 6/9/2025 | Justin Hartman | 805868 | OUTSTANDING | | | 61.02 |
| 34707 | 198121 | ACCOUNTS_PAYA BLE | 6/9/2025 | Waylon Price | 805949 | RECONCILED | 6/26/2025 | | 500.00 |
| 34736 | 198122 | ACCOUNTS_PAYA BLE | 6/9/2025 | MARTINS MEAT MARKET | 68 | RECONCILED | 6/26/2025 | | 1,032.13 |
| 34716 | 198123 | ACCOUNTS_PAYA BLE | 6/9/2025 | FINDLAY CITY SCHOOLS | 285 | RECONCILED | 6/26/2025 | | 23,096.29 |
| 34713 | 198124 | ACCOUNTS_PAYA BLE | 6/9/2025 | JOSTENS INC | 3016 | RECONCILED | 6/26/2025 | | 27.95 |
| 34726 | 198125 | ACCOUNTS_PAYA BLE | 6/9/2025 | BSN SPORTS LLC | 3337 | RECONCILED | 6/26/2025 | | 1,918.77 |
| 34725 | 198126 | ACCOUNTS_PAYA BLE | 6/9/2025 | KANDI CLARK | 700382 | OUTSTANDING | | | 542.72 |
| 34740 | 198127 | ACCOUNTS_PAYA BLE | 6/9/2025 | KELLY MCCLOUD | 701101 | RECONCILED | 6/26/2025 | | 200.00 |
| 34720 | 198128 | ACCOUNTS_PAYA BLE | 6/9/2025 | DELL MARKETING LP | 701196 | RECONCILED | 6/26/2025 | | 2,789.45 |
| 34724 | 198129 | ACCOUNTS_PAYA BLE | 6/9/2025 | Northwestern Ohio Security Systems | 701386 | RECONCILED | 6/26/2025 | | 1,254.00 |
| 34727 | 198130 | ACCOUNTS_PAYA BLE | 6/9/2025 | JULIE GREER | 701514 | RECONCILED | 6/26/2025 | | 235.20 |
| 34729 | 198131 | ACCOUNTS_PAYA BLE | 6/9/2025 | VULCAN ENTERPRISES INC | 702124 | RECONCILED | 6/26/2025 | | 1,425.00 |
| 34735 | 198132 | ACCOUNTS_PAYA BLE | 6/9/2025 | J B WALTER PORTABLE TOILETS | 702178 | RECONCILED | 6/26/2025 | | 75.00 |
| 34723 | 198133 | ACCOUNTS_PAYA BLE | 6/9/2025 | SUSAN EITING | 703036 | RECONCILED | 6/26/2025 | | 50.00 |
| 34730 | 198134 | ACCOUNTS_PAYA BLE | 6/9/2025 | Melissa Borkosky | 703504 | RECONCILED | 6/26/2025 | | 171.76 |
| 34715 | 198135 | ACCOUNTS_PAYA BLE | 6/9/2025 | COLUMBUS ZOO & AQUARIUM | 703516 | RECONCILED | 6/26/2025 | | 760.00 |
| 34731 | 198136 | ACCOUNTS_PAYA BLE | 6/9/2025 | DAN EVANS | 704045 | OUTSTANDING | | | 57.40 |
| 34721 | 198137 | ACCOUNTS_PAYA BLE | 6/9/2025 | HEALTHCARE BILLING | 704077 | RECONCILED | 6/26/2025 | | 43.92 |
| 34717 | 198138 | ACCOUNTS_PAYA BLE | 6/9/2025 | BIANCA BIRCHFIELD | 704190 | RECONCILED | 6/26/2025 | | 787.78 |
| 34714 | 198139 | ACCOUNTS_PAYA BLE | 6/9/2025 | WYANDOT MEMORIAL HOSPITAL | 704506 | RECONCILED | 6/26/2025 | | 334.64 |
| 34739 | 198140 | ACCOUNTS_PAYA | 6/9/2025 | KRISTIE | 704645 | OUTSTANDING | | | 47.13 |

Start Date: 06/01/2025

End Date: 06/30/2025

RIVERDALE LOCAL SCHOOL DIST.

Disbursement Summary Report

| Reference Number | Check Number | Type | Date | Name | Vendor # | Status | Reconcile Date | Void Date | Amount |
|------------------|--------------|---------------|-----------|-----------------------------|----------|-------------|----------------|-----------|-------------|
| | | BLE | | THACKER | | | | | |
| 34733 | 198141 | ACCOUNTS_PAYA | 6/9/2025 | JEFFERSON | 704747 | RECONCILED | 6/26/2025 | | \$ 2,175.00 |
| | | BLE | | COUNTY ESC/VLA | | | | | |
| 34732 | 198142 | ACCOUNTS_PAYA | 6/9/2025 | ZACHARY VOLL | 704776 | RECONCILED | 6/26/2025 | | 130.90 |
| | | BLE | | | | | | | |
| 34719 | 198143 | ACCOUNTS_PAYA | 6/9/2025 | ImperialDade | 705922 | RECONCILED | 6/26/2025 | | 391.95 |
| | | BLE | | | | | | | |
| 34728 | 198144 | ACCOUNTS_PAYA | 6/9/2025 | Kenneth A Gray II | 706452 | RECONCILED | 6/26/2025 | | 2,218.00 |
| | | BLE | | | | | | | |
| 34737 | 198145 | ACCOUNTS_PAYA | 6/9/2025 | PAY SCHOOLS | 706501 | RECONCILED | 6/30/2025 | | 298.53 |
| | | BLE | | | | | | | |
| 34738 | 198146 | ACCOUNTS_PAYA | 6/9/2025 | John W Armrose Jr | 770931 | RECONCILED | 6/26/2025 | | 2,970.00 |
| | | BLE | | | | | | | |
| 34722 | 198147 | ACCOUNTS_PAYA | 6/9/2025 | Greg Rossman | 770938 | RECONCILED | 6/26/2025 | | 697.42 |
| | | BLE | | | | | | | |
| 34711 | 198148 | ACCOUNTS_PAYA | 6/9/2025 | Managed Methods | 771007 | RECONCILED | 6/26/2025 | | 19,560.00 |
| | | BLE | | | | | | | |
| 34734 | 198149 | ACCOUNTS_PAYA | 6/9/2025 | Treasurer State of Ohio | 7709071 | RECONCILED | 6/26/2025 | | 116.00 |
| | | BLE | | | | | | | |
| 34742 | 198150 | ACCOUNTS_PAYA | 6/9/2025 | JILL SCHLARB | 704717 | RECONCILED | 6/26/2025 | | 94.37 |
| | | BLE | | | | | | | |
| 34741 | 198151 | ACCOUNTS_PAYA | 6/9/2025 | BRITTANY HAYTER | 705454 | OUTSTANDING | | | 87.05 |
| | | BLE | | | | | | | |
| 34747 | 198152 | ACCOUNTS_PAYA | 6/10/2025 | HEMPY WATER COND INC | 54 | RECONCILED | 6/26/2025 | | 308.70 |
| | | BLE | | | | | | | |
| 34743 | 198153 | ACCOUNTS_PAYA | 6/10/2025 | DEMCO INC | 183 | RECONCILED | 6/26/2025 | | 152.31 |
| | | BLE | | | | | | | |
| 34746 | 198154 | ACCOUNTS_PAYA | 6/10/2025 | BAIR BROTHERS | 701606 | RECONCILED | 6/26/2025 | | 859.55 |
| | | BLE | | | | | | | |
| 34748 | 198155 | ACCOUNTS_PAYA | 6/10/2025 | KINCAID WASTEWATER SVC INC | 702369 | RECONCILED | 6/26/2025 | | 1,396.90 |
| | | BLE | | | | | | | |
| 34745 | 198156 | ACCOUNTS_PAYA | 6/10/2025 | WEST MUSIC | 705391 | RECONCILED | 6/26/2025 | | 322.00 |
| | | BLE | | | | | | | |
| 34749 | 198157 | ACCOUNTS_PAYA | 6/10/2025 | Schholhouse Electronics LLC | 770887 | RECONCILED | 6/26/2025 | | 265.75 |
| | | BLE | | | | | | | |
| 34744 | 198158 | ACCOUNTS_PAYA | 6/10/2025 | Rumpke of Ohio | 770956 | RECONCILED | 6/26/2025 | | 362.01 |
| | | BLE | | | | | | | |
| 34750 | 198159 | ACCOUNTS_PAYA | 6/11/2025 | PNC BANK | 900028 | RECONCILED | 6/11/2025 | | 11,783.60 |
| | | BLE | | | | | | | |
| 34718 | 198160 | ACCOUNTS_PAYA | 6/9/2025 | RIVERDALE CAFETERIA | 1602 | RECONCILED | 6/11/2025 | | 1,276.49 |
| | | BLE | | | | | | | |
| 34696 | 198161 | ACCOUNTS_PAYA | 6/9/2025 | DragonFly Athletics | 900031 | RECONCILED | 6/11/2025 | | 3,379.80 |
| | | BLE | | | | | | | |
| 34686 | 198162 | ACCOUNTS_PAYA | 6/9/2025 | Riverdale FFA | 900620 | RECONCILED | 6/11/2025 | | 480.00 |
| | | BLE | | | | | | | |
| 34769 | 198163 | ACCOUNTS_PAYA | 6/16/2025 | HANCOCK-WOOD | 49 | RECONCILED | 6/26/2025 | | 19,096.00 |

Start Date: 06/01/2025

End Date: 06/30/2025

RIVERDALE LOCAL SCHOOL DIST.

Disbursement Summary Report

| Reference Number | Check Number | Type | Date | Name | Vendor # | Status | Reconcile Date | Void Date | Amount |
|------------------|--------------|---------------|-----------|-------------------|----------|-------------|----------------|-----------|-----------|
| | | BLE | | ELECTRIC | | | | | |
| 34768 | 198164 | ACCOUNTS_PAYA | 6/16/2025 | POSTMASTER | 72 | RECONCILED | 6/26/2025 | | \$ 543.86 |
| | | BLE | | FOREST | | | | | |
| 34766 | 198165 | ACCOUNTS_PAYA | 6/16/2025 | OHIO FFA | 1165 | RECONCILED | 6/30/2025 | | 300.00 |
| | | BLE | | ASSOCIATION | | | | | |
| 34764 | 198166 | ACCOUNTS_PAYA | 6/16/2025 | OASSA | 1858 | RECONCILED | 6/30/2025 | | 195.00 |
| | | BLE | | | | | | | |
| 34760 | 198167 | ACCOUNTS_PAYA | 6/16/2025 | HANCOCK | 3878 | RECONCILED | 6/26/2025 | | 61,902.97 |
| | | BLE | | COUNTY | | | | | |
| | | | | EDUCATIONAL | | | | | |
| 34773 | 198168 | ACCOUNTS_PAYA | 6/16/2025 | CREATIVE | 701962 | RECONCILED | 6/26/2025 | | 2,727.25 |
| | | BLE | | EXPRESSIONS BY | | | | | |
| 34770 | 198169 | ACCOUNTS_PAYA | 6/16/2025 | CRAIG A HUGHES | 703108 | RECONCILED | 6/30/2025 | | 1,106.00 |
| | | BLE | | | | | | | |
| 34762 | 198170 | ACCOUNTS_PAYA | 6/16/2025 | IT SAVVY LLC | 705229 | RECONCILED | 6/26/2025 | | 1,688.00 |
| | | BLE | | | | | | | |
| 34771 | 198171 | ACCOUNTS_PAYA | 6/16/2025 | BENJAMIN | 705263 | OUTSTANDING | | | 250.00 |
| | | BLE | | LOGAN SCHOOLS | | | | | |
| 34763 | 198172 | ACCOUNTS_PAYA | 6/16/2025 | RIVERDALE | 705564 | OUTSTANDING | | | 100.00 |
| | | BLE | | LIONS CLUB | | | | | |
| 34767 | 198173 | ACCOUNTS_PAYA | 6/16/2025 | ImperialDade | 705922 | RECONCILED | 6/26/2025 | | 7,460.77 |
| | | BLE | | | | | | | |
| 34758 | 198174 | ACCOUNTS_PAYA | 6/16/2025 | NUTRITION INC | 705925 | RECONCILED | 6/26/2025 | | 23,873.10 |
| | | BLE | | | | | | | |
| 34765 | 198175 | ACCOUNTS_PAYA | 6/16/2025 | Yeater's Laundry | 770808 | RECONCILED | 7/8/2025 | | 680.00 |
| | | BLE | | & Drycleaning | | | | | |
| 34759 | 198176 | ACCOUNTS_PAYA | 6/16/2025 | Hancock Co Junior | 771050 | RECONCILED | 6/30/2025 | | 30.00 |
| | | BLE | | Fair | | | | | |
| 34772 | 198177 | ACCOUNTS_PAYA | 6/16/2025 | The Loft at The | 771051 | OUTSTANDING | | | 212.25 |
| | | BLE | | Pickwick Place | | | | | |
| 34761 | 198178 | ACCOUNTS_PAYA | 6/16/2025 | Rachel Arnett | 805956 | OUTSTANDING | | | 749.00 |
| | | BLE | | | | | | | |
| 34775 | 198179 | ACCOUNTS_PAYA | 6/19/2025 | HEMPY WATER | 54 | RECONCILED | 6/26/2025 | | 308.70 |
| | | BLE | | COND INC | | | | | |
| 34779 | 198180 | ACCOUNTS_PAYA | 6/19/2025 | PERRY PROTECH | 85 | RECONCILED | 6/26/2025 | | 14.05 |
| | | BLE | | | | | | | |
| 34781 | 198181 | ACCOUNTS_PAYA | 6/19/2025 | MIDWEST | 246 | RECONCILED | 6/26/2025 | | 1,832.22 |
| | | BLE | | REGIONAL | | | | | |
| | | | | EDUCATIONAL | | | | | |
| 34778 | 198182 | ACCOUNTS_PAYA | 6/19/2025 | KIMMEL CORP | 951 | RECONCILED | 6/30/2025 | | 180.27 |
| | | BLE | | | | | | | |
| 34783 | 198183 | ACCOUNTS_PAYA | 6/19/2025 | DELL | 701196 | RECONCILED | 6/26/2025 | | 3,164.26 |
| | | BLE | | MARKETING LP | | | | | |
| 34777 | 198184 | ACCOUNTS_PAYA | 6/19/2025 | THE SHERWIN | 702683 | RECONCILED | 6/26/2025 | | 132.90 |
| | | BLE | | WILLIAMS CO | | | | | |
| 34780 | 198185 | ACCOUNTS_PAYA | 6/19/2025 | WATERVILLE | 705937 | RECONCILED | 6/30/2025 | | 30.47 |
| | | BLE | | LANDSCAPING | | | | | |
| | | | | INC | | | | | |

Start Date: 06/01/2025

End Date: 06/30/2025

RIVERDALE LOCAL SCHOOL DIST.

Disbursement Summary Report

| Reference Number | Check Number | Type | Date | Name | Vendor # | Status | Reconcile Date | Void Date | Amount |
|------------------|--------------|----------------------|-----------|-----------------------------------|----------|-------------|----------------|-----------|------------|
| 34782 | 198186 | ACCOUNTS_PAYA BLE | 6/19/2025 | Schholhouse Electronics LLC | 770887 | RECONCILED | 6/26/2025 | | \$ 135.00 |
| 34776 | 198187 | ACCOUNTS_PAYA BLE | 6/19/2025 | K-12 Business Consulting, Inc | 770983 | RECONCILED | 6/30/2025 | | 1,937.50 |
| 34784 | 198188 | ACCOUNTS_PAYA BLE | 6/19/2025 | JULIE GREER | 701514 | OUTSTANDING | | | 268.85 |
| 34787 | 198189 | ACCOUNTS_PAYA BLE | 6/19/2025 | TESSA SWAVEL | 703554 | RECONCILED | 6/30/2025 | | 627.72 |
| 34786 | 198190 | ACCOUNTS_PAYA BLE | 6/19/2025 | GAYLE BOOK | 704567 | RECONCILED | 6/26/2025 | | 117.60 |
| 34789 | 198191 | ACCOUNTS_PAYA BLE | 6/19/2025 | BRITTANY ROACH | 705965 | OUTSTANDING | | | 88.20 |
| 34785 | 198192 | ACCOUNTS_PAYA BLE | 6/19/2025 | Makalia Weber | 770789 | RECONCILED | 6/26/2025 | | 145.60 |
| 34788 | 198193 | ACCOUNTS_PAYA BLE | 6/19/2025 | Greg Rossman | 770938 | RECONCILED | 6/30/2025 | | 234.82 |
| 34774 | 198194 | ACCOUNTS_PAYA BLE | 6/16/2025 | RIVERDALE CAFETERIA | 1602 | RECONCILED | 6/25/2025 | | 160.00 |
| 34797 | 198195 | ACCOUNTS_PAYA BLE | 6/25/2025 | STRS PICK-UP | 900008 | RECONCILED | 6/25/2025 | | 2,409.15 |
| 34795 | 198196 | ACCOUNTS_PAYA BLE | 6/25/2025 | MEDICARE/FICA CHARGE OFF | 900009 | RECONCILED | 6/25/2025 | | 3,131.29 |
| 34798 | 198197 | ACCOUNTS_PAYA BLE | 6/25/2025 | SCHOOL EMPLOYEES RETIREMENT | 900013 | RECONCILED | 6/25/2025 | | 943.79 |
| 34799 | 198198 | ACCOUNTS_PAYA BLE | 6/25/2025 | COMMUNITY FIRST BANK | 900016 | RECONCILED | 6/25/2025 | | 55.00 |
| 34793 | 198199 | ACCOUNTS_PAYA BLE | 6/25/2025 | GRADY ENTERPRISES | 900021 | RECONCILED | 6/25/2025 | | 433.00 |
| 34796 | 198200 | ACCOUNTS_PAYA BLE | 6/25/2025 | Jefferson Health Plan | 900022 | RECONCILED | 6/25/2025 | | 112,540.49 |
| 34794 | 198201 | ACCOUNTS_PAYA BLE | 6/25/2025 | Jefferson Health Plan | 900023 | RECONCILED | 6/25/2025 | | 5,902.95 |
| 34792 | 198202 | ACCOUNTS_PAYA BLE | 6/25/2025 | Jefferson Health Plan | 900024 | RECONCILED | 6/25/2025 | | 916.56 |
| 34800 | 198203 | ACCOUNTS_PAYA BLE | 6/25/2025 | Redtree Investment Group | 900029 | VOID | | 6/30/2025 | 439.81 |
| 34802 | 198204 | ACCOUNTS_PAYA BLE | 6/26/2025 | STATE TEACHERS RETIREMENT | 900001 | RECONCILED | 6/26/2025 | | 51,388.00 |
| 34801 | 198205 | ACCOUNTS_PAYA BLE | 6/26/2025 | SCHOOL EMPLOYEES RETIRE- | 900002 | RECONCILED | 6/26/2025 | | 18,574.00 |
| 34804 | 198206 | ACCOUNTS_PAYA BLE | 6/26/2025 | AUDITOR OF STATE | 900006 | RECONCILED | 6/26/2025 | | 93,854.32 |
| 34803 | 198207 | ACCOUNTS_PAYA BLE | 6/26/2025 | Hancock County ESC Foundation | 900025 | RECONCILED | 6/26/2025 | | 126,976.48 |
| 34805 | 198208 | ACCOUNTS_PAYA BLE | 6/26/2025 | SCOTT SCRIVEN LLP | 703274 | OUTSTANDING | | | 3,232.50 |

RIVERDALE LOCAL SCHOOL DIST.

Disbursement Summary Report

| Reference Number | Check Number | Type | Date | Name | Vendor # | Status | Reconcile Date | Void Date | Amount |
|------------------|--------------|---------------|-----------|------------------|----------|-------------|----------------|-----------|-----------------|
| 34806 | 198209 | ACCOUNTS_PAYA | 6/26/2025 | SUE STEINMETZ | 705050 | OUTSTANDING | | | \$ 2,610.00 |
| | | BLE | | | | | | | |
| 34807 | 198210 | ACCOUNTS_PAYA | 6/30/2025 | Redtree | 900029 | RECONCILED | 6/30/2025 | | 466.37 |
| | | BLE | | Investment Group | | | | | |
| Grand Total | | | | | | | | | \$ 1,264,029.00 |