



Financial Report  
For the Period Ending  
August 31, 2025

Regular Board of Education Meeting September 22, 2025



# Riverdale Local Schools

*Every Child, Every Day,  
Whatever It Takes . . .*

20613 State Route 37, Mt. Blanchard, OH 45867  
[www.riverdalefalcons.org](http://www.riverdalefalcons.org)

**PHONE: (419) 694.2211**  
**FAX: (419) 694.5008**

## **TREASURER'S UPDATE for August 2025 activity:**

### **Budget vs. Actual Report**

Being 2 months into the year, we anticipate seeing "routine" revenues and expenses around 16.67% of projected amounts. Routine can be classified as revenues and expenses that are relatively consistent each month – rentals, state foundation, restricted state aide, salaries, and fringes.

### **Revenues**

- Income tax collections in July came in roughly \$1million higher than anticipated based on historical July collections. We can assume this is the same anomaly we have been seeing since 2021 but cannot anticipate or budget for these large payments. We did not receive any of these large payments in fiscal year 2025.
- Interest income is slightly above the amount received at this time last year. After receiving the large income tax payment in July, \$1.6 million was moved into investments with STAR Ohio. If interest rates continue to stay high we should currently expect to see higher interest income in fiscal year 26.

### **Expenses**

- Salaries and benefits are slightly higher compared to where we were at this time last year. Except for new admin, new contracts for existing and new staff members do not take effect until September and are therefore not the cause for the increases. Increases are due to severance payouts and overlapping costs of incoming and outgoing principals (Outgoing principal contracts ran through the end of July which is also when the new principal contracts began).
- 

### **Miscellaneous**

- Ohio HB96 was passed in June 2025 which amended O.R.C. 5705.391 and O.A.C. 3301-92.04 requiring a Board of Education (BOE) to file their current years budgeted revenue and expenses, and three additional years. This is essentially a four (4) year forecast. Beginning in fiscal year 2026 (July 1 to June 30) the financial forecast must be filed by October 15, and the end of February. The filing deadlines will change in fiscal year 2027 to August 31, and end of February each fiscal year thereafter.

Date: 09/22/2025  
Time: 15:10

RIVERDALE LOCAL SCHOOL DIST.  
Cash Reconciliation as of 08/31/2025

Page: 1

Gross Depository Balances:

Community First Bank	\$3,125,070.32
STAR Ohio	\$5,136,442.56

Total Depository Balances (Gross)	\$8,261,512.88
-----------------------------------	----------------

Adjustments to Bank Balance:

Cash in Transit to Bank	\$0.00
Outstanding Checks	(\$343,791.37)

Adjustments:

PaySchools Reconciliation between receipts and postings	\$282.41
Adj for A. Thomas Deduction Refunds & Other PR Adj	\$628.19
OS Credit Card	\$9,445.71
Adj	\$360.12

Total Adjustments to Bank Balance	(\$333,074.94)
-----------------------------------	----------------

Investments:

Treasury Bonds and Notes	\$0.00
Certificate of Deposits	\$20,000.00
Other Securities	\$0.00
Other Investments:	
Redtree Investments	\$5,281,954.41

Total Investments	\$5,301,954.41
-------------------	----------------

Cash on Hand:

Petty Cash:	
Secretaries Cash Fund	\$75.00
Change Cash:	
Athletic Change Fund	\$1,700.00
DragonFly Sports Payment System	\$5,000.00
Cash with Fiscal Agent	\$0.00

Total Cash on Hand	\$6,775.00
--------------------	------------

Total Balances	\$13,237,167.35
----------------	-----------------

Total Fund Balance	\$13,237,167.35
--------------------	-----------------

Depository Clearance Accounts:

Total Clearance Account Balances	\$0.00
----------------------------------	--------

Treasurer

Date: 09/22/2025  
Time: 15:10

RIVERDALE LOCAL SCHOOL DIST.  
Cash Reconciliation as of 08/31/2025

Page: 2

RIVERDALE LOCAL SCHOOL DIST.

Cash Summary Report

	Full Account Code	Description	Initial Cash	MTD Received	FYTD Received	MTD Expended	FYTD Expended	Fund Balance	Encumbrance	Unencumbered Balance
Fund:	001									
	001-0000	GENERAL FUND	\$ 7,348,791.35	\$ 1,823,388.30	\$ 4,418,475.13	\$ 1,147,630.17	\$ 2,270,901.04	\$ 9,496,365.44	\$ 1,494,984.98	\$ 8,001,380.46
	001-911X	Disadvantaged Pupil Impact Aid	0.00	6,395.79	12,791.58	0.00	0.00	12,791.58	72,000.00	(59,208.42)
	001-915X	Career-Technical Education	0.00	5,841.64	11,683.27	17,088.47	36,064.05	(24,380.78)	8,113.58	(32,494.36)
	001-916X	Gifted Education	0.00	6,525.61	13,051.22	1,945.66	5,567.12	7,484.10	6,653.95	830.15
	001-917X	English Learner Funding	0.00	164.00	328.00	0.00	0.00	328.00	10,000.00	(9,672.00)
	001-918X	Student Wellness and Sucess Funding	0.00	18,434.02	36,868.04	4,353.07	4,353.07	32,514.97	0.00	32,514.97
	001-9902	RLS DONATION ACCT	(2,760.12)	0.00	0.00	0.00	0.00	(2,760.12)	0.00	(2,760.12)
	001-9903	Tech Education	18,819.28	2,180.00	2,205.00	5,000.00	5,000.00	16,024.28	0.00	16,024.28
	001-9904	Support Groups	(8,280.13)	0.00	943.19	100.00	369.30	(7,706.24)	1,264.01	(8,970.25)
			\$ 7,356,570.38	\$ 1,862,929.36	\$ 4,496,345.43	\$ 1,176,117.37	\$ 2,322,254.58	\$ 9,530,661.23	\$ 1,593,016.52	\$ 7,937,644.71
Fund:	002									
	002-9002	BOND RETIREMENT FOR BUILDING PROJECT	49,142.36	0.00	0.00	0.00	0.00	49,142.36	0.00	49,142.36
			\$ 49,142.36	\$ 0.00	\$ 0.00	\$ 0.00	\$ 0.00	\$ 49,142.36	\$ 0.00	\$ 49,142.36
Fund:	003									
	003-9697	PERM IMPROVE	0.01	0.00	0.00	0.00	0.00	0.01	0.00	0.01
			\$ 0.01	\$ 0.00	\$ 0.00	\$ 0.00	\$ 0.00	\$ 0.01	\$ 0.00	\$ 0.01
Fund:	006									
	006-9004	LUNCHROOM FUND	79,419.75	18,289.67	18,723.53	29,124.45	63,109.94	35,033.34	440,491.45	(405,458.11)
	006-9023	Pandemic EBT	628.00	0.00	0.00	0.00	0.00	628.00	0.00	628.00
			\$ 80,047.75	\$ 18,289.67	\$ 18,723.53	\$ 29,124.45	\$ 63,109.94	\$ 35,661.34	\$ 440,491.45	\$ (404,830.11)
Fund:	007									
	007-9002	DONATIONS- LION'S CLUB	201.29	0.00	0.00	0.00	0.00	201.29	0.00	201.29
	007-9007	UNCLAIMED MONEY FUND	8,839.76	0.00	0.00	0.00	0.00	8,839.76	0.00	8,839.76
	007-9013	JAMES THAMES SCHOLARSHIP FUND	45.43	0.00	0.00	0.00	0.00	45.43	0.00	45.43
	007-9014	GENE STUCKEY SCHOLARSHIP FUND	180.00	0.00	0.00	0.00	0.00	180.00	0.00	180.00
	007-9015	ALICE JAQUETH SCHOLARSHIP FUND	400.00	0.00	0.00	0.00	0.00	400.00	0.00	400.00
			\$ 9,666.48	\$ 0.00	\$ 0.00	\$ 0.00	\$ 0.00	\$ 9,666.48	\$ 0.00	\$ 9,666.48
Fund:	008									
	008-9010	MCELROY TRUST FUND # 1	9,840.02	0.00	1.25	0.00	0.00	9,841.27	0.00	9,841.27
	008-9011	RALPH & OLIVE MCELROY SCHOLARSHIP FUND # 2	9,840.02	0.00	1.25	0.00	0.00	9,841.27	0.00	9,841.27
			\$ 19,680.04	\$ 0.00	\$ 2.50	\$ 0.00	\$ 0.00	\$ 19,682.54	\$ 0.00	\$ 19,682.54
Fund:	009									
	009-9005	UNIFORM SCHOOL SUPPLY	9,439.04	3,378.75	3,470.75	661.67	661.67	12,248.12	11,862.10	386.02
			\$ 9,439.04	\$ 3,378.75	\$ 3,470.75	\$ 661.67	\$ 661.67	\$ 12,248.12	\$ 11,862.10	\$ 386.02
Fund:	018									

RIVERDALE LOCAL SCHOOL DIST.

Cash Summary Report

	Full Account Code	Description	Initial Cash	MTD Received	FYTD Received	MTD Expended	FYTD Expended	Fund Balance	Encumbrance	Unencumbered Balance
	018-9002	TECHNOLOGY GRANT FUND	\$ 996.24	\$ 235.00	\$ 235.00	\$ 0.00	\$ 0.00	\$ 1,231.24	\$ 0.00	\$ 1,231.24
	018-9003	FALCON WEEKEND PACKS	8,734.28	0.00	0.00	0.00	0.00	8,734.28	0.00	8,734.28
	018-9004	TEACHERS' FLOWER FUND	201.55	0.00	0.00	0.00	0.00	201.55	0.00	201.55
	018-9005	FALCON FITNESS	1,444.43	0.00	0.00	0.00	0.00	1,444.43	0.00	1,444.43
	018-9007	YOUTH LITERACY GRANT	26,067.52	0.00	0.00	334.17	334.17	25,733.35	8,665.83	17,067.52
	018-9010	STUDENT SPECIAL NEEDS FUND	4,090.62	0.00	0.00	0.00	0.00	4,090.62	0.00	4,090.62
	018-9011	ACCELERATED READER GRANTS	1,300.26	0.00	0.00	0.00	0.00	1,300.26	0.00	1,300.26
	018-9014	BOOK FAIR ACCOUNT	6,466.47	14.95	39.61	0.00	0.00	6,506.08	1,600.00	4,906.08
	018-9101	SUPERINTENDENT'S GENERAL ACTIVITY ACCT	863.17	114.91	358.86	0.00	0.00	1,222.03	2,000.00	(777.97)
	018-9200	RED RIBBON/DRUG FREE ACCT	3,255.88	0.00	0.00	0.00	0.00	3,255.88	0.00	3,255.88
	018-9222	HIGH SCHOOL GENERAL ACTIVITY ACCT	2,000.08	1,720.00	1,851.25	0.00	0.00	3,851.33	0.00	3,851.33
	018-9301	K-5 GENERAL ACTIVITY A/C	2,858.83	0.00	650.00	261.60	261.60	3,247.23	11,501.70	(8,254.47)
			\$ 58,279.33	\$ 2,084.86	\$ 3,134.72	\$ 595.77	\$ 595.77	\$ 60,818.28	\$ 23,767.53	\$ 37,050.75
Fund:	022									
	022-9216	TOURNAMENT ACCOUNT	228.02	0.00	0.00	0.00	0.00	228.02	0.00	228.02
			\$ 228.02	\$ 0.00	\$ 0.00	\$ 0.00	\$ 0.00	\$ 228.02	\$ 0.00	\$ 228.02
Fund:	034									
	034-0000	CLASSROOM FACILITIES MAINTENANCE FUND	173,225.81	0.00	0.00	20,307.26	31,969.66	141,256.15	29,057.53	112,198.62
			\$ 173,225.81	\$ 0.00	\$ 0.00	\$ 20,307.26	\$ 31,969.66	\$ 141,256.15	\$ 29,057.53	\$ 112,198.62
Fund:	035									
	035-9025	Termination Benefits	300,000.00	0.00	0.00	0.00	0.00	300,000.00	0.00	300,000.00
			\$ 300,000.00	\$ 0.00	\$ 0.00	\$ 0.00	\$ 0.00	\$ 300,000.00	\$ 0.00	\$ 300,000.00
Fund:	070									
	070-9025	Capital Projects	3,000,000.00	0.00	0.00	139,469.00	139,469.00	2,860,531.00	73,502.00	2,787,029.00
			\$ 3,000,000.00	\$ 0.00	\$ 0.00	\$ 139,469.00	\$ 139,469.00	\$ 2,860,531.00	\$ 73,502.00	\$ 2,787,029.00
Fund:	200									
	200-9202	BAND	4,455.21	0.00	0.00	0.00	(40.00)	4,495.21	1,000.00	3,495.21
	200-9203	RIVERDALE F.F.A. ACTIVITY A/C	52,170.28	665.00	11,127.00	700.00	1,465.25	61,832.03	53,303.10	8,528.93
	200-9205	SPANISH CLUB	484.95	0.00	0.00	0.00	0.00	484.95	0.00	484.95
	200-9206	ADVANCED PLACEMENT ACCOUNT	160.18	0.00	0.00	0.00	0.00	160.18	0.00	160.18
	200-9207	HONOR SOCIETY ACTIVITY A/C	6,619.30	0.00	0.00	0.00	0.00	6,619.30	0.00	6,619.30
	200-9209	RIVERDALE FFA ALUMNI	73,798.85	(500.00)	(500.00)	0.00	10,462.00	62,836.85	1,500.00	61,336.85
	200-9210	QUIZ BOWL	1,528.07	0.00	0.00	0.00	0.00	1,528.07	0.00	1,528.07
	200-9211	MS QUIZ BOWL	1,196.43	0.00	0.00	0.00	0.00	1,196.43	0.00	1,196.43
	200-9213	INDUSTRIAL ARTS ACCT	8,784.56	70.00	70.00	0.00	0.00	8,854.56	12,028.49	(3,173.93)
	200-9214	STUDENT COUNCIL ACTIVITY	6,958.50	0.00	0.00	0.00	0.00	6,958.50	1,253.40	5,705.10

RIVERDALE LOCAL SCHOOL DIST.

Cash Summary Report

	Full Account Code	Description	Initial Cash	MTD Received	FYTD Received	MTD Expended	FYTD Expended	Fund Balance	Encumbrance	Unencumbered Balance
		A/C								
	200-9215	TEEN LEADERSHIP CORP	\$ 171.67	\$ 0.00	\$ 0.00	\$ 0.00	\$ 0.00	\$ 171.67	\$ 0.00	\$ 171.67
	200-9216	SOUNDSATION ACCT	2,983.47	0.00	0.00	0.00	0.00	2,983.47	0.00	2,983.47
	200-9217	RHS CHOIR ACTIVITY ACCT	3,771.34	0.00	0.00	0.00	0.00	3,771.34	0.00	3,771.34
	200-9218	MUSICAL PRODUCTIONS	9,983.89	0.00	0.00	0.00	0.00	9,983.89	0.00	9,983.89
	200-9219	HS PLAY	1,848.04	0.00	0.00	0.00	0.00	1,848.04	445.00	1,403.04
	200-9220	RIVERDALE FALCON FANATICS	414.52	0.00	0.00	0.00	0.00	414.52	0.00	414.52
	200-9224	YEARBOOK ACTIVITY ACCT	26,292.95	0.00	0.00	0.00	6,002.64	20,290.31	8,000.00	12,290.31
	200-9225	CHEERLEADER ACTIVITY A/C	30,167.48	0.00	0.00	0.00	0.00	30,167.48	25,000.00	5,167.48
	200-9228	Class of 2028	582.50	0.00	0.00	0.00	0.00	582.50	0.00	582.50
	200-9235	RSADDA	423.67	0.00	0.00	0.00	0.00	423.67	0.00	423.67
	200-9254	CLASS OF 2020	52.29	0.00	0.00	0.00	0.00	52.29	0.00	52.29
	200-9257	CLASS OF 2023	71.04	0.00	0.00	0.00	0.00	71.04	0.00	71.04
	200-9258	CLASS OF 2024	4,306.76	0.00	0.00	0.00	0.00	4,306.76	0.00	4,306.76
	200-9259	CLASS OF 2025	1,465.25	0.00	0.00	0.00	0.00	1,465.25	0.00	1,465.25
	200-9266	CLASS OF 2026	4,843.77	0.00	0.00	0.00	0.00	4,843.77	500.00	4,343.77
	200-9267	CLASS OF 2027	2,284.51	0.00	0.00	0.00	0.00	2,284.51	700.00	1,584.51
	200-9401	MS BAND ACTIVITY ACCT	1,113.25	85.00	85.00	0.00	0.00	1,198.25	0.00	1,198.25
	200-9403	MS STUDENT COUNCIL ACTIVITY A/C	2,497.43	0.00	0.00	0.00	0.00	2,497.43	0.00	2,497.43
	200-9404	MS PLAY ACTIVITY A/C	2,100.32	0.00	0.00	0.00	0.00	2,100.32	0.00	2,100.32
	200-9406	MS 6TH GR ACCT	2,905.49	0.00	0.00	0.00	0.00	2,905.49	0.00	2,905.49
	200-9407	8TH GRADE WASHINGTON DC TRIP ACCT	167.00	0.00	0.00	0.00	0.00	167.00	0.00	167.00
	200-9408	MS NATIONAL HONOR SOCIETY	832.52	0.00	0.00	0.00	0.00	832.52	0.00	832.52
	200-9409	MS H.A.P.P.Y. A/C	1,147.90	0.00	0.00	0.00	0.00	1,147.90	0.00	1,147.90
	200-9410	MS CHEERLEADER ACCT	119.43	0.00	0.00	0.00	0.00	119.43	0.00	119.43
	200-9411	MS CHOIR ACTIVITY ACCT	373.51	5.00	5.00	0.00	0.00	378.51	0.00	378.51
	200-9600	ELEMENTARY MUSIC ACCOUNT	2,210.11	0.00	0.00	0.00	0.00	2,210.11	0.00	2,210.11
			\$ 259,286.44	\$ 325.00	\$ 10,787.00	\$ 700.00	\$ 17,889.89	\$ 252,183.55	\$ 103,729.99	\$ 148,453.56
Fund:		300								
	300-9201	ATHLETIC ACTIVITY A/C	11,242.91	15,828.37	15,962.15	12,584.51	15,683.31	11,521.75	103,042.22	(91,520.47)
	300-9202	H.S BOYS SOCCER FUND	1,589.26	0.00	0.00	0.00	0.00	1,589.26	475.00	1,114.26
	300-9203	WEIGHT LIFTING	76.95	0.00	0.00	0.00	0.00	76.95	0.00	76.95
	300-9204	Volleyball Fund	0.00	40.00	40.00	0.00	0.00	40.00	0.00	40.00
	300-9205	WRESTLING FUND	183.09	0.00	0.00	0.00	0.00	183.09	0.00	183.09
	300-9206	GOLF ACCOUNT	1,397.16	0.00	0.00	0.00	0.00	1,397.16	0.00	1,397.16
	300-9207	SOFTBALL FUND	231.26	0.00	0.00	0.00	0.00	231.26	0.00	231.26
	300-9208	BASEBALL FUND	708.20	0.00	0.00	0.00	0.00	708.20	0.00	708.20

RIVERDALE LOCAL SCHOOL DIST.

Cash Summary Report

	Full Account Code	Description	Initial Cash	MTD Received	FYTD Received	MTD Expended	FYTD Expended	Fund Balance	Encumbrance	Unencumbered Balance
	300-9209	HS BOYS TRACK FUND	\$ 847.38	\$ 0.00	\$ 0.00	\$ 0.00	\$ 0.00	\$ 847.38	\$ 0.00	\$ 847.38
	300-9210	HS GIRLS TRACK FUND	487.17	0.00	0.00	0.00	0.00	487.17	0.00	487.17
	300-9211	H.S. FOOTBALL FUND	971.01	0.00	0.00	0.00	0.00	971.01	0.00	971.01
	300-9212	HS GIRLS SOCCER FUND	162.25	0.00	0.00	0.00	0.00	162.25	0.00	162.25
	300-9213	HS BOYS BASKETBALL FUND	1,351.57	0.00	0.00	0.00	0.00	1,351.57	0.00	1,351.57
	300-9214	HS GIRLS BASKETBALL FUND	2,230.92	0.00	0.00	0.00	0.00	2,230.92	0.00	2,230.92
	300-9215	CROSS COUNTRY	820.48	0.00	0.00	0.00	0.00	820.48	0.00	820.48
	300-9217	ELEM CROSS COUNTRY	120.39	0.00	0.00	0.00	0.00	120.39	0.00	120.39
			\$ 22,420.00	\$ 15,868.37	\$ 16,002.15	\$ 12,584.51	\$ 15,683.31	\$ 22,738.84	\$ 103,517.22	\$ (80,778.38)
Fund:	451									
	451-9026	DATA COMMUNICATION FUND	0.00	0.00	0.00	0.00	0.00	0.00	7,200.00	(7,200.00)
			\$ 0.00	\$ 0.00	\$ 0.00	\$ 0.00	\$ 0.00	\$ 0.00	\$ 7,200.00	\$ (7,200.00)
Fund:	459									
	459-911A	OHIO READS VOL COOR ACCT FY 07	1,277.33	0.00	0.00	0.00	0.00	1,277.33	0.00	1,277.33
			\$ 1,277.33	\$ 0.00	\$ 0.00	\$ 0.00	\$ 0.00	\$ 1,277.33	\$ 0.00	\$ 1,277.33
Fund:	460									
	460-9005	STUDENT INTERVENTION - FY 05	17.12	0.00	0.00	0.00	0.00	17.12	0.00	17.12
			\$ 17.12	\$ 0.00	\$ 0.00	\$ 0.00	\$ 0.00	\$ 17.12	\$ 0.00	\$ 17.12
Fund:	499									
	499-9001	SCHOOL IMPROVEMENT INCENTIVE AWARDS	13.60	0.00	0.00	0.00	0.00	13.60	0.00	13.60
	499-9002	SCHOOL IMPROVEMENT INCENTIVE AWARDS	53.44	0.00	0.00	0.00	0.00	53.44	0.00	53.44
	499-9007	GIFTED SUPPLEMENT	5.00	0.00	0.00	0.00	0.00	5.00	0.00	5.00
	499-9023	SCHOOL SAFETY GRANT	97.21	0.00	0.00	0.00	0.00	97.21	0.00	97.21
	499-9025	Ohio TechCred FY25	(100,000.00)	0.00	100,000.00	0.00	0.00	0.00	0.00	0.00
	499-907A	CORE IMPLEMENTATION GRANT	79.92	0.00	0.00	0.00	0.00	79.92	0.00	79.92
	499-9121	SCHOOL SAFETY GRANT	5,292.58	0.00	0.00	0.00	0.00	5,292.58	0.00	5,292.58
	499-9122	School Bus Purchase Program	(135,000.00)	0.00	0.00	0.00	0.00	(135,000.00)	0.00	(135,000.00)
	499-9123	School Bus Purchase Program	135,000.00	0.00	0.00	0.00	0.00	135,000.00	0.00	135,000.00
	499-9125	Formula Based SSTG 25 - Attorney General	4,184.99	0.00	0.00	0.00	0.00	4,184.99	4,184.99	0.00
	499-9900	SCHOOL IMPROVEMENT INCENTIVE GRANT	61.50	0.00	0.00	0.00	0.00	61.50	0.00	61.50
			\$ (90,211.76)	\$ 0.00	\$ 100,000.00	\$ 0.00	\$ 0.00	\$ 9,788.24	\$ 4,184.99	\$ 5,603.25
Fund:	506									
	506-9015	RACE TO THE TOP GRANT	118.01	0.00	0.00	0.00	0.00	118.01	0.00	118.01
			\$ 118.01	\$ 0.00	\$ 0.00	\$ 0.00	\$ 0.00	\$ 118.01	\$ 0.00	\$ 118.01
Fund:	507									



RIVERDALE LOCAL SCHOOL DIST.

Cash Summary Report

	Full Account Code	Description	Initial Cash	MTD Received	FYTD Received	MTD Expended	FYTD Expended	Fund Balance	Encumbrance	Unencumbered Balance
	507-9022	ESSER II	\$ (68.77)	\$ 0.00	\$ 0.00	\$ 0.00	\$ 0.00	\$ (68.77)	\$ 0.00	\$ (68.77)
			\$ (68.77)	\$ 0.00	\$ 0.00	\$ 0.00	\$ 0.00	\$ (68.77)	\$ 0.00	\$ (68.77)
Fund:	516									
	516-9025	IDEA-B SPECIAL EDUCATION	(19,250.04)	0.00	19,250.04	19,039.80	40,014.58	(40,014.58)	0.00	(40,014.58)
			\$ (19,250.04)	\$ 0.00	\$ 19,250.04	\$ 19,039.80	\$ 40,014.58	\$ (40,014.58)	\$ 0.00	\$ (40,014.58)
Fund:	572									
	572-9016	TITLE I FY 16	127.00	0.00	0.00	0.00	0.00	127.00	0.00	127.00
	572-9023	TITLE I	0.05	0.00	0.00	0.00	0.00	0.05	0.00	0.05
	572-9025	TITLE I	(13,819.49)	0.00	13,819.49	13,881.92	29,003.05	(29,003.05)	200.00	(29,203.05)
	572-9026	TITLE I	0.00	0.00	0.00	0.00	0.00	0.00	5,702.20	(5,702.20)
			\$ (13,692.44)	\$ 0.00	\$ 13,819.49	\$ 13,881.92	\$ 29,003.05	\$ (28,876.00)	\$ 5,902.20	\$ (34,778.20)
Fund:	590									
	590-9019	TITLE II-A	29.39	0.00	0.00	0.00	0.00	29.39	0.00	29.39
	590-9020	IMPROVING TCHR QUALITY	485.25	0.00	0.00	0.00	0.00	485.25	0.00	485.25
	590-9023	IMPROVING TCHR QUALITY	10.00	0.00	0.00	0.00	0.00	10.00	0.00	10.00
	590-9025	IMPROVING TCHR QUALITY	(2,850.00)	0.00	2,850.00	0.00	100.00	(100.00)	303.75	(403.75)
	590-9026	IMPROVING TCHR QUALITY	0.00	0.00	0.00	1,500.00	1,500.00	(1,500.00)	10,500.00	(12,000.00)
			\$ (2,325.36)	\$ 0.00	\$ 2,850.00	\$ 1,500.00	\$ 1,600.00	\$ (1,075.36)	\$ 10,803.75	\$ (11,879.11)
Fund:	599									
	599-9021	TITLE IV-A	1,183.44	0.00	0.00	0.00	0.00	1,183.44	0.00	1,183.44
	599-9125	USDA Rural Utilities DLT	0.00	0.00	548,698.00	0.00	548,698.00	0.00	277,629.25	(277,629.25)
			\$ 1,183.44	\$ 0.00	\$ 548,698.00	\$ 0.00	\$ 548,698.00	\$ 1,183.44	\$ 277,629.25	\$ (276,445.81)
Grand Total			\$ 11,215,033.19	\$ 1,902,876.01	\$ 5,233,083.61	\$ 1,413,981.75	\$ 3,210,949.45	\$ 13,237,167.35	\$ 2,684,664.53	\$ 10,552,502.82

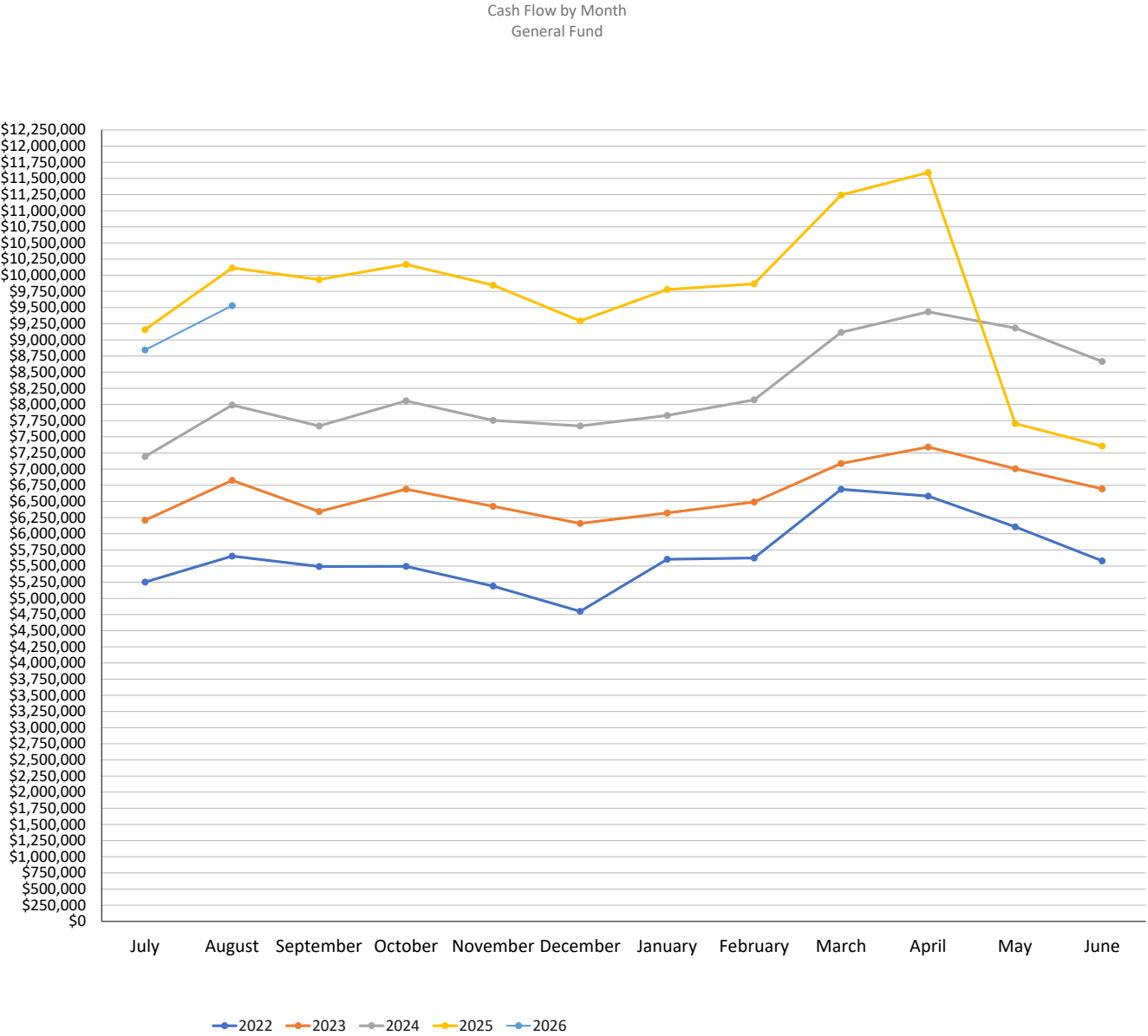
Riverdale Local School  
General  
Budgeted vs. Actual  
FY 2026

2

16.67%

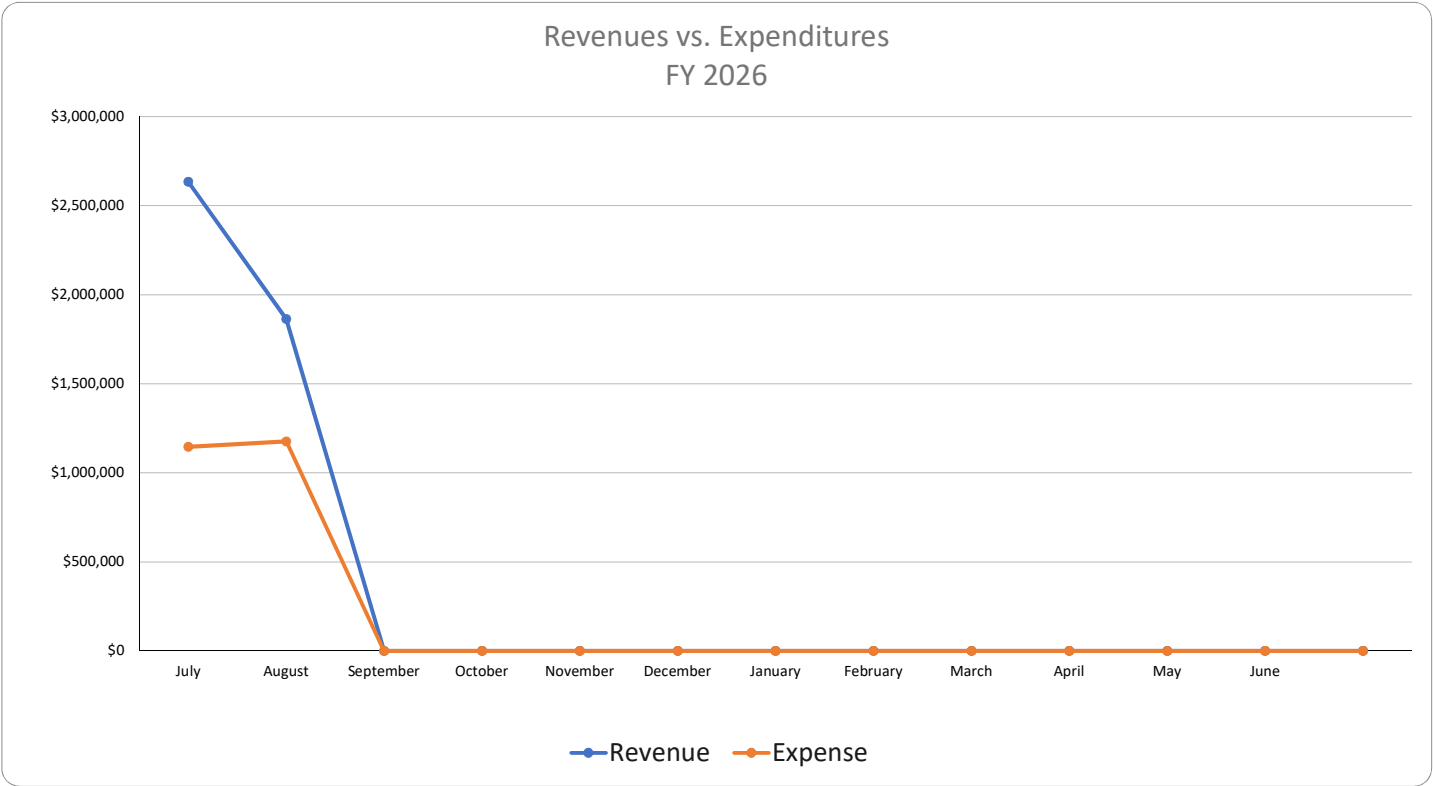
		Actual MTD 8/31/2025	FY 2026 Projected	Actual YTD thru 8-31-25	% of Projected	Actual YTD thru 8-31-24
	<b>Revenue</b>					
001 1111	Real Estate Tax	936,235	3,176,609	1,142,338	35.96%	1,076,417
001 1120	Personal Property Tax	197,122	419,734	197,496	47.05%	210,855
001 1130	Income Tax	-	1,521,694	1,615,823	106.19%	669,112
001 1221	Tuition from Other Districts	412	43,000	824	1.92%	2,663
001 1223	Special Ed. Excess Cost	-	168,724	-	0.00%	16,759
001 1410	Interest Earned	43,198	362,400	94,796	26.16%	90,339
001 1740	Class Fees, etc	1,387	8,444	1,557	18.43%	516
001 1810	Rental	2,011	24,013	4,023	16.75%	2,819
001 1820	Donations	-	-	-	#DIV/0!	-
001 1832	Service Provided Other Schools	-	-	-	#DIV/0!	-
001 1890	Other Miscellaneous Receipts	1,206	40,523	2,447	6.04%	1,575
001 1890 9902	RLS Donation Receipts	-	-	-	#DIV/0!	-
001 1890 9903	Tech Ed Dues	2,180	8,000	2,205	27.56%	1,900
001 1890 9904	Support Group Donations	-	20,000	943	4.72%	-
001 1931	Sale of Fixed Assets	-	5,000	-	0.00%	-
001 3110	State Foundation	611,163	7,382,207	1,220,934	16.54%	1,228,386
001 3130	Homestead & Rollback	-	450,340	-	0.00%	156,711
001 3190	Casino and Other State Revenue	30,654	62,021	30,654	49.43%	31,711
001 3200	Restricted State Revenue	37,361	453,799	74,722	16.47%	74,640
001 4100	Federal Unrestricted	-	115,000	107,584	93.55%	827
001 5300	Refund of Prior Year Expense	-	42,000	-	0.00%	1,644
	<b>Total</b>	<b>1,862,929</b>	<b>14,303,508</b>	<b>4,496,345</b>		<b>3,566,874</b>

		Actual MTD 8/30/2025	FY 2025 Projected	Actual YTD thru 8-31-25	% of Projected	Actual YTD thru 8-31-24
	<b>Expenses</b>					
001 100	Salaries	453,803	5,534,383	900,552	16.27%	851,998
001 200	Fringes	196,516	2,338,000	469,088	20.06%	456,465
001 400	Purchased Services	285,597	3,881,130	542,199	13.97%	548,605
001 500	Supplies	119,572	782,707	249,408	31.86%	101,596
001 600	Equipment	20,000	127,840	29,890	23.38%	57,221
001 800	Other	100,629	297,398	131,118	44.09%	103,409
001 900	Advances Out					
	<b>Total</b>	<b>1,176,117</b>	<b>12,961,458</b>	<b>2,322,255</b>	<b>17.92%</b>	<b>2,119,293</b>
	<b>Change in Cash Position</b>	<b>686,812</b>	<b>1,342,050</b>	<b>2,174,091</b>		<b>1,447,581</b>



Monthly Revenue vs Expense

	Revenue	Expense
July	\$2,633,416	\$1,146,137
August	\$1,862,929	\$1,176,117
September	\$0	\$0
October	\$0	\$0
November	\$0	\$0
December	\$0	\$0
January	\$0	\$0
February	\$0	\$0
March	\$0	\$0
April	\$0	\$0
May	\$0	\$0
June	\$0	\$0
Fiscal Year Total	<u>\$4,496,345</u>	<u>\$2,322,255</u>



As Of Period: 08/31/2025

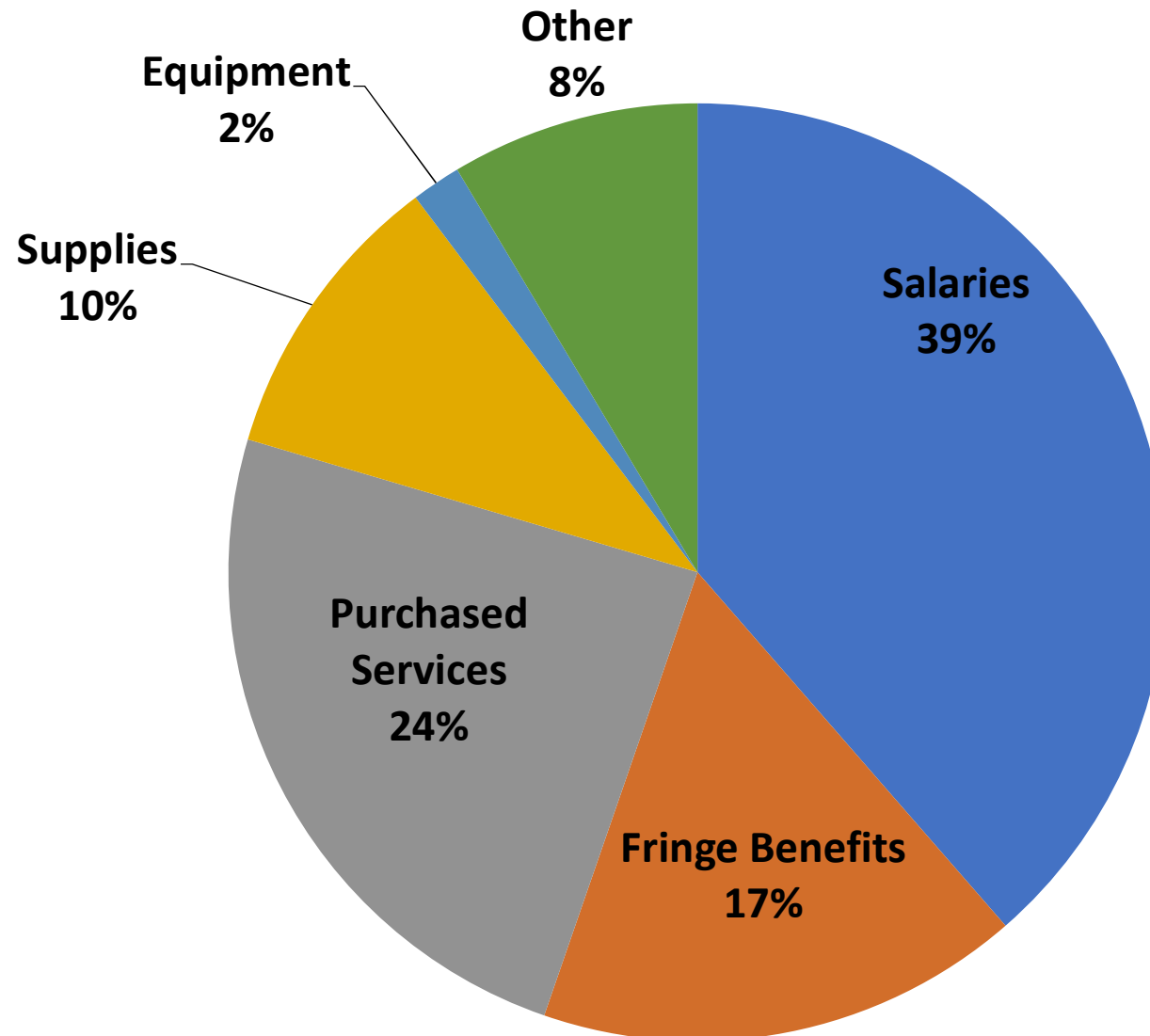
## RIVERDALE LOCAL SCHOOL DIST.

### SSDT Summary of Expenditures by Fund

Code	Description	FYTD Expendable	FYTD Expended	MTD Expended	Fiscal Year Encumbrances	FYTD Expendable Remaining	FYTD Percent Expended
001	GENERAL	\$ 13,065,059.82	\$ 2,322,254.58	\$ 1,176,117.37	\$ 1,593,016.52	\$ 9,149,788.72	17.77 %
002	BOND RETIREMENT	0.00	0.00	0.00	0.00	0.00	0.00
003	PERMANENT IMPROVEMENT	0.00	0.00	0.00	0.00	0.00	0.00
006	FOOD SERVICE	737,246.45	63,109.94	29,124.45	440,491.45	233,645.06	8.56
007	SPECIAL TRUST	1,000.00	0.00	0.00	0.00	1,000.00	0.00
008	ENDOWMENT	0.00	0.00	0.00	0.00	0.00	0.00
009	UNIFORM SCHOOL SUPPLIES	20,000.00	661.67	661.67	11,862.10	7,476.23	3.31
010	CLASSROOM FACILITIES	0.00	0.00	0.00	0.00	0.00	0.00
018	PUBLIC SCHOOL SUPPORT	50,128.30	595.77	595.77	23,767.53	25,765.00	1.19
022	DISTRICT CUSTODIAL	0.00	0.00	0.00	0.00	0.00	0.00
034	CLASSROOM FACILITIES MAINT.	123,672.19	31,969.66	20,307.26	29,057.53	62,645.00	25.85
035	TERMINATION BENEFITS - HB426	200,000.00	0.00	0.00	0.00	200,000.00	0.00
070	CAPITAL PROJECTS	648,852.00	139,469.00	139,469.00	73,502.00	435,881.00	21.49
200	STUDENT MANAGED ACTIVITY	261,784.84	17,889.89	700.00	103,729.99	140,164.96	6.83
300	DISTRICT MANAGED ACTIVITY	124,108.23	15,683.31	12,584.51	103,517.22	4,907.70	12.64
416	TEACHER DEVELOPMENT	0.00	0.00	0.00	0.00	0.00	0.00
432	MANAGEMENT INFORMATION SYSTEM	0.00	0.00	0.00	0.00	0.00	0.00
450	SCHOOLNET EQUIP/INFRASTRUCTURE	0.00	0.00	0.00	0.00	0.00	0.00
451	DATA COMMUNICATION FUND	7,200.00	0.00	0.00	7,200.00	0.00	0.00
452	SCHOOLNET PROFESS. DEVELOPMENT	0.00	0.00	0.00	0.00	0.00	0.00
459	OHIO READS	0.00	0.00	0.00	0.00	0.00	0.00
460	SUMMER INTERVENTION	0.00	0.00	0.00	0.00	0.00	0.00
461	VOCATIONAL EDUC. ENHANCEMENTS	0.00	0.00	0.00	0.00	0.00	0.00
467	STUDENT WELLNESS AND SUCCESS FUND	0.00	0.00	0.00	0.00	0.00	0.00
499	MISCELLANEOUS STATE GRANT FUND	4,184.99	0.00	0.00	4,184.99	0.00	0.00
504		0.00	0.00	0.00	0.00	0.00	0.00
506	RACE TO THE TOP	0.00	0.00	0.00	0.00	0.00	0.00
507	ELEMENTARY AND SECONDARY SCHOOL EMERGENCY RELIEF FUND	0.00	0.00	0.00	0.00	0.00	0.00
510	CORONAVIRUS RELIEF FUND	0.00	0.00	0.00	0.00	0.00	0.00
516	IDEA PART B GRANTS	62,220.69	40,014.58	19,039.80	0.00	22,206.11	64.31
532		0.00	0.00	0.00	0.00	0.00	0.00
533	TITLE II D - TECHNOLOGY	0.00	0.00	0.00	0.00	0.00	0.00
536	TITLE I SCHOOL IMPROVEMENT A	0.00	0.00	0.00	0.00	0.00	0.00
572	TITLE I DISADVANTAGED CHILDREN	244,275.97	29,003.05	13,881.92	5,902.20	209,370.72	11.87
573	TITLE V INNOVATIVE EDUC PGM	0.00	0.00	0.00	0.00	0.00	0.00
584	DRUG FREE SCHOOL GRANT FUND	14,000.00	0.00	0.00	0.00	14,000.00	0.00
587	IDEA PRESCHOOL-HANDICAPPED	7,000.22	0.00	0.00	0.00	7,000.22	0.00
590	IMPROVING TEACHER QUALITY	26,456.75	1,600.00	1,500.00	10,803.75	14,053.00	6.05
599	MISCELLANEOUS FED. GRANT FUND	909,041.75	548,698.00	0.00	277,629.25	82,714.50	60.36

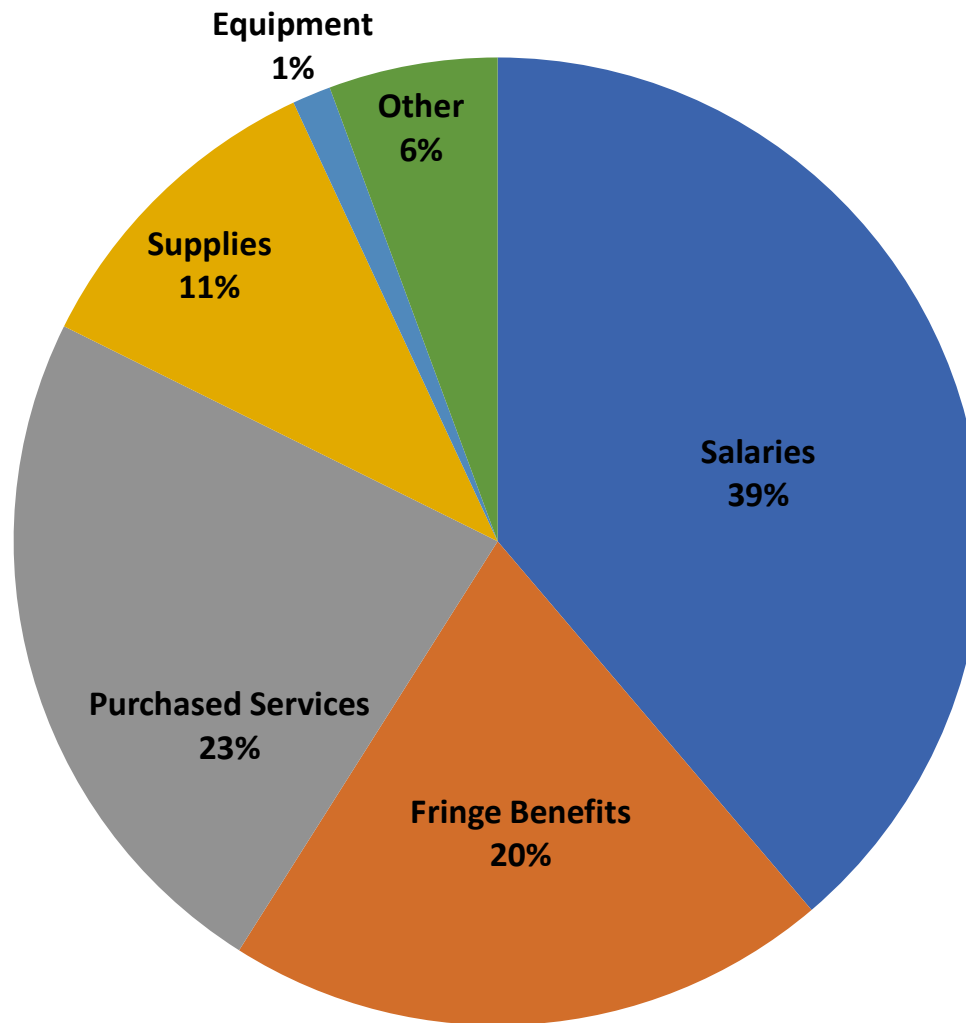
Grand Total	\$ 16,506,232.20	\$ 3,210,949.45	\$ 1,413,981.75	\$ 2,684,664.53	\$ 10,610,618.22
-------------	------------------	-----------------	-----------------	-----------------	------------------

General Fund Monthly Expenditures By Source  
August 2025 (FY2026)



Percentages are based off amounts listed for Actual MTD expenses on Budget vs. Actual report

General Fund Expenditures By Source  
July 2025 - Aug. 2025 (FY2026)





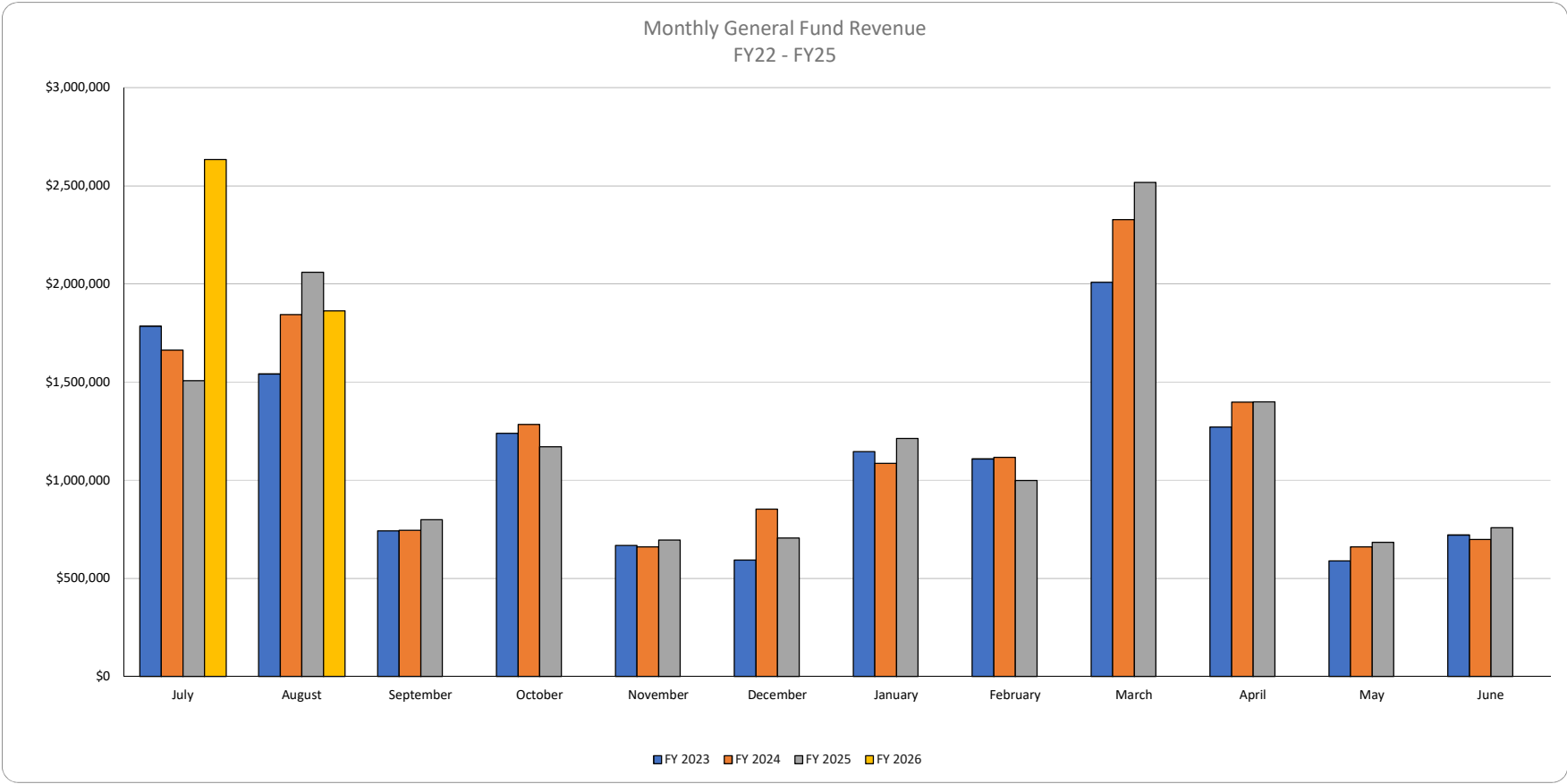
As Of Period: 08/31/2025

## RIVERDALE LOCAL SCHOOL DIST.

### SSDT Summary of Revenues by Fund

Code	Description	FYTD Receivable	FYTD Actual Receipts	MTD Actual Receipts	FYTD Balance Receivable	FYTD Percent Receivable
001	GENERAL	\$ 14,303,508.72	\$ 4,496,345.43	\$ 1,862,929.36	\$ 9,807,163.29	31.44 %
002	BOND RETIREMENT	0.00	0.00	0.00	0.00	0.00
003	PERMANENT IMPROVEMENT	0.00	0.00	0.00	0.00	0.00
006	FOOD SERVICE	673,400.00	18,723.53	18,289.67	654,676.47	2.78
007	SPECIAL TRUST	1,000.00	0.00	0.00	1,000.00	0.00
008	ENDOWMENT	260.00	2.50	0.00	257.50	0.96
009	UNIFORM SCHOOL SUPPLIES	14,500.00	3,470.75	3,378.75	11,029.25	23.94
010	CLASSROOM FACILITIES	0.00	0.00	0.00	0.00	0.00
018	PUBLIC SCHOOL SUPPORT	46,000.00	3,134.72	2,084.86	42,865.28	6.81
022	DISTRICT CUSTODIAL	0.00	0.00	0.00	0.00	0.00
034	CLASSROOM FACILITIES MAINT.	0.00	0.00	0.00	0.00	0.00
035	TERMINATION BENEFITS - HB426	0.00	0.00	0.00	0.00	0.00
070	CAPITAL PROJECTS	0.00	0.00	0.00	0.00	0.00
200	STUDENT MANAGED ACTIVITY	222,320.00	10,787.00	325.00	211,533.00	4.85
300	DISTRICT MANAGED ACTIVITY	102,750.00	16,002.15	15,868.37	86,747.85	15.57
416	TEACHER DEVELOPMENT	0.00	0.00	0.00	0.00	0.00
432	MANAGEMENT INFORMATION SYSTEM	0.00	0.00	0.00	0.00	0.00
450	SCHOOLNET EQUIP/INFRASTRUCTURE	0.00	0.00	0.00	0.00	0.00
451	DATA COMMUNICATION FUND	7,200.00	0.00	0.00	7,200.00	0.00
452	SCHOOLNET PROFESS. DEVELOPMENT	0.00	0.00	0.00	0.00	0.00
459	OHIO READS	0.00	0.00	0.00	0.00	0.00
460	SUMMER INTERVENTION	0.00	0.00	0.00	0.00	0.00
461	VOCATIONAL EDUC. ENHANCEMENTS	0.00	0.00	0.00	0.00	0.00
467	STUDENT WELLNESS AND SUCCESS FUND	0.00	0.00	0.00	0.00	0.00
499	MISCELLANEOUS STATE GRANT FUND	100,000.00	100,000.00	0.00	0.00	100.00
504		0.00	0.00	0.00	0.00	0.00
506	RACE TO THE TOP	0.00	0.00	0.00	0.00	0.00
507	ELEMENTARY AND SECONDARY SCHOOL EMERGENCY RELIEF FUND	0.00	0.00	0.00	0.00	0.00
510	CORONAVIRUS RELIEF FUND	0.00	0.00	0.00	0.00	0.00
516	IDEA PART B GRANTS	316,466.66	19,250.04	0.00	297,216.62	6.08
532		0.00	0.00	0.00	0.00	0.00
533	TITLE II D - TECHNOLOGY	0.00	0.00	0.00	0.00	0.00
536	TITLE I SCHOOL IMPROVEMENT A	0.00	0.00	0.00	0.00	0.00
572	TITLE I DISADVANTAGED CHILDREN	278,278.22	13,819.49	0.00	264,458.73	4.97
573	TITLE V INNOVATIVE EDUC PGM	0.00	0.00	0.00	0.00	0.00
584	DRUG FREE SCHOOL GRANT FUND	14,000.00	0.00	0.00	14,000.00	0.00
587	IDEA PRESCHOOL-HANDICAPPED	7,000.22	0.00	0.00	7,000.22	0.00
590	IMPROVING TEACHER QUALITY	44,210.49	2,850.00	0.00	41,360.49	6.45
599	MISCELLANEOUS FED. GRANT FUND	826,327.00	548,698.00	0.00	277,629.00	66.40

Grand Total	\$ 16,957,221.31	\$ 5,233,083.61	\$ 1,902,876.01	\$ 11,724,137.70
-------------	------------------	-----------------	-----------------	------------------



Note: FY22 included an additioanl \$1.6 million in income tax

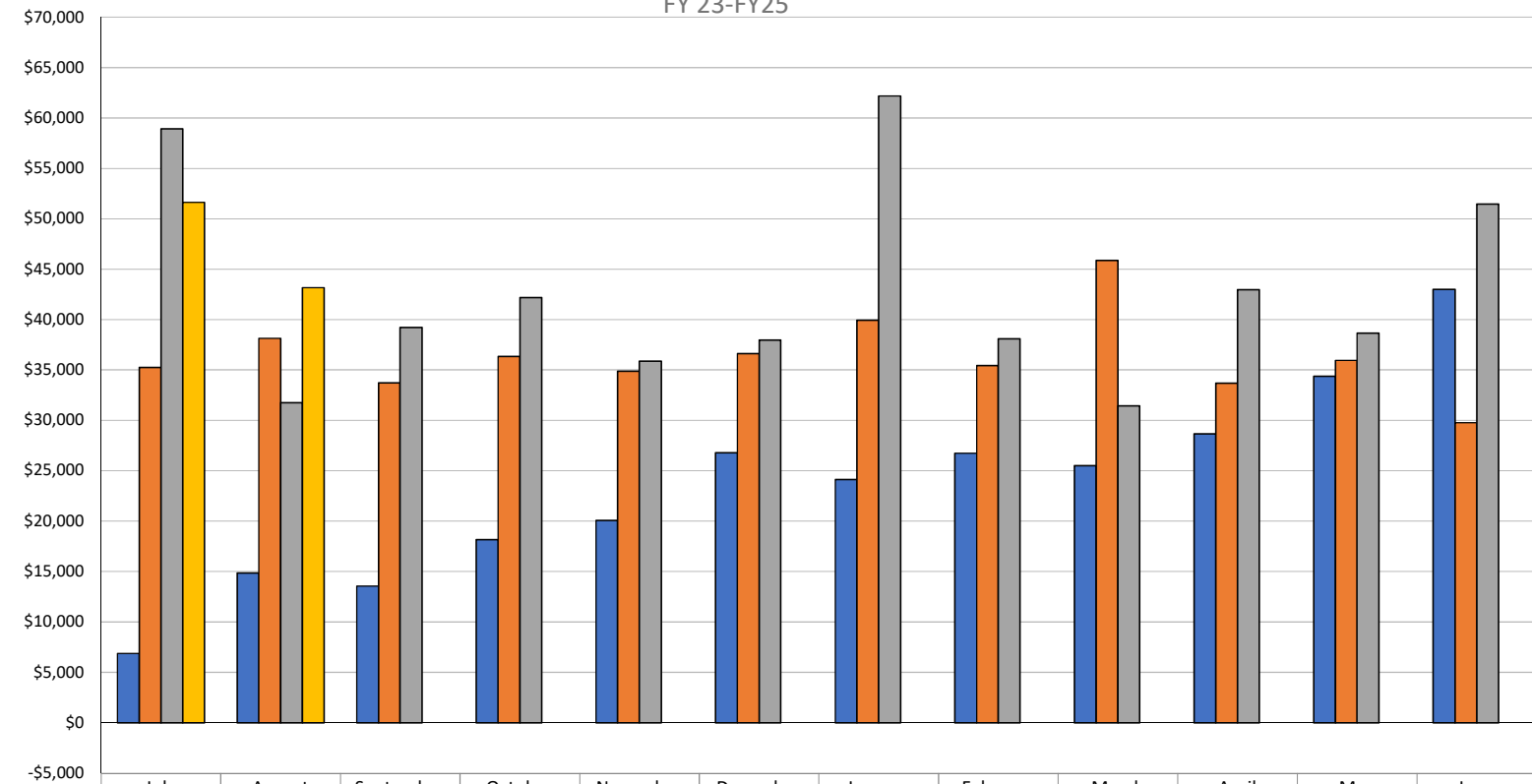
**Income Tax Collections**

July  
Oct  
Jan  
April

**Property Tax Collection**

July - Advances  
August  
Jan-Feb - Advances  
March

# Monthly Interest FY 23-FY25



	July	August	September	October	November	December	January	February	March	April	May	June
FY 2023	6,877.36	14,866.58	13,550.45	18,175.02	20,075.16	26,781.93	24,145.99	26,727.74	25,521.24	28,673.86	34,368.95	42,988.15
FY 2024	35,239.30	38,132.10	33,714.97	36,332.19	34,877.30	36,625.90	39,935.56	35,454.90	45,844.89	33,687.39	35,940.63	29,777.40
FY 2025	58,921.95	31,747.28	39,230.51	42,173.49	35,885.35	37,977.51	62,180.88	38,080.50	31,417.39	42,960.61	38,630.95	51,457.29
FY 2026	51,636.62	43,155.58	-	-	-	-	-	-	-	-	-	-

■ FY 2023 ■ FY 2024 ■ FY 2025 ■ FY 2026

Start Date: 08/01/2025

End Date: 08/31/2025

## RIVERDALE LOCAL SCHOOL DIST.

### Disbursement Summary Report

Reference Number	Check Number	Type	Date	Name	Vendor #	Status	Reconcile Date	Void Date	Amount
34938		0 PAYROLL	8/6/2025	RIVERDALE LOCAL SCHOOL DIST.		RECONCILED	8/8/2025		\$ 226,111.57
34939		0 ACCOUNTS_PAYA BLE	8/15/2025	MEDICARE/FICA CHARGE OFF	900009	RECONCILED	8/15/2025		3,059.74
34940		0 ACCOUNTS_PAYA BLE	8/15/2025	STRS PICK-UP	900008	RECONCILED	8/15/2025		1,810.67
34941		0 ACCOUNTS_PAYA BLE	8/15/2025	AMERICAN FIDELITY	900018	RECONCILED	8/15/2025		3,690.34
34942		0 ACCOUNTS_PAYA BLE	8/15/2025	SCHOOL EMPLOYEES RETIREMENT	900013	RECONCILED	8/15/2025		943.80
34931	198308	ACCOUNTS_PAYA BLE	8/2/2025	FREY ROOFING & LUMBER INC	42	RECONCILED	8/31/2025		245.80
34912	198309	ACCOUNTS_PAYA BLE	8/2/2025	HEMPY WATER COND INC	54	RECONCILED	8/31/2025		308.70
34921	198310	ACCOUNTS_PAYA BLE	8/2/2025	COMMUNITY FIRST BANK NA	274	RECONCILED	8/31/2025		35.00
34935	198311	ACCOUNTS_PAYA BLE	8/2/2025	KIMMEL CORP	951	RECONCILED	8/31/2025		274.20
34933	198312	ACCOUNTS_PAYA BLE	8/2/2025	SOUND SYSTEMS INC	2633	RECONCILED	8/31/2025		915.75
34928	198313	ACCOUNTS_PAYA BLE	8/2/2025	LEGACY FARMERS	3479	RECONCILED	8/31/2025		165.80
34930	198314	ACCOUNTS_PAYA BLE	8/2/2025	SCHILLING PROPANE SERVICE	3850	RECONCILED	8/31/2025		555.16
34934	198315	ACCOUNTS_PAYA BLE	8/2/2025	LOWE'S CREDIT SERVICES	4700	RECONCILED	8/31/2025		165.06
34917	198316	ACCOUNTS_PAYA BLE	8/2/2025	E3 DIAGNOSTICS	700575	RECONCILED	8/18/2025		105.00
34936	198317	ACCOUNTS_PAYA BLE	8/2/2025	JAMES SPEYER	701243	RECONCILED	8/31/2025		3,450.00
34927	198318	ACCOUNTS_PAYA BLE	8/2/2025	HYLANT ADMINISTRATIVE	703090	RECONCILED	8/31/2025		76,488.00
34913	198319	ACCOUNTS_PAYA BLE	8/2/2025	SCOTT SCRIVEN LLP	703274	RECONCILED	8/31/2025		4,451.00
34911	198320	ACCOUNTS_PAYA BLE	8/2/2025	ABBOTT MECHANICAL	705459	RECONCILED	8/31/2025		1,903.26
34915	198321	ACCOUNTS_PAYA BLE	8/2/2025	JAMISON WELL DRILLING &	705753	RECONCILED	8/31/2025		1,500.00
34918	198322	ACCOUNTS_PAYA BLE	8/2/2025	ImperialDade	705922	RECONCILED	8/31/2025		380.28
34925	198323	ACCOUNTS_PAYA BLE	8/2/2025	General Printing & Design	706015	RECONCILED	8/31/2025		261.60
34926	198324	ACCOUNTS_PAYA BLE	8/2/2025	REA & ASSOCIATES INC	706443	RECONCILED	8/31/2025		1,775.00
34924	198325	ACCOUNTS_PAYA	8/2/2025	Kenneth A Gray II	706452	RECONCILED	8/31/2025		1,430.65

Start Date: 08/01/2025

End Date: 08/31/2025

## RIVERDALE LOCAL SCHOOL DIST.

### Disbursement Summary Report

Reference Number	Check Number	Type	Date	Name	Vendor #	Status	Reconcile Date	Void Date	Amount
34929	198326	BLE ACCOUNTS_PAYA	8/2/2025	Makalia Weber	770789	VOID		8/2/2025	\$ 560.00
34916	198327	BLE ACCOUNTS_PAYA	8/2/2025	Andrews Network Enterprises	770911	RECONCILED	8/31/2025		9,140.00
34922	198328	BLE ACCOUNTS_PAYA	8/2/2025	John W Armrose Jr	770931	RECONCILED	8/31/2025		4,049.00
34919	198329	BLE ACCOUNTS_PAYA	8/2/2025	Westcome Wireless Inc	770941	RECONCILED	8/31/2025		1,053.00
34932	198330	BLE ACCOUNTS_PAYA	8/2/2025	Central Bank	770994	RECONCILED	8/31/2025		18,384.03
34923	198331	BLE ACCOUNTS_PAYA	8/2/2025	YouScience LLC	771043	RECONCILED	8/31/2025		2,988.00
34920	198332	BLE ACCOUNTS_PAYA	8/2/2025	Vitis Technologies	771045	RECONCILED	8/31/2025		2,088.00
34914	198333	BLE ACCOUNTS_PAYA	8/2/2025	Kylee Marshall	805922	RECONCILED	8/31/2025		2,008.80
34910	198334	REFUND	8/2/2025	Derek Courtad	805959	RECONCILED	8/31/2025		500.00
34909	198335	REFUND	8/2/2025	Derek Courtad	805959	RECONCILED	8/31/2025		350.00
34937	198336	BLE ACCOUNTS_PAYA	8/2/2025	Lynsie Moore	805894	RECONCILED	8/31/2025		560.00
34967	198337	BLE ACCOUNTS_PAYA	8/18/2025	ARLINGTON NATURAL GAS COMPANY	6	RECONCILED	8/31/2025		521.93
34963	198338	BLE ACCOUNTS_PAYA	8/18/2025	HEMPY WATER COND INC	54	RECONCILED	8/31/2025		308.70
34949	198339	BLE ACCOUNTS_PAYA	8/18/2025	MARTINS MEAT MARKET	68	RECONCILED	8/31/2025		630.80
34965	198340	BLE ACCOUNTS_PAYA	8/18/2025	CARDINAL BUS SALES	90	RECONCILED	8/31/2025		139,469.00
34956	198341	BLE ACCOUNTS_PAYA	8/18/2025	MIDWEST REGIONAL EDUCATIONAL	246	RECONCILED	8/31/2025		5,642.00
34943	198342	BLE ACCOUNTS_PAYA	8/18/2025	KIMMEL CORP	951	RECONCILED	8/31/2025		232.05
34968	198343	BLE ACCOUNTS_PAYA	8/18/2025	ALLEN COUNTY EDUCATIONAL	987	RECONCILED	8/31/2025		150.00
34945	198344	BLE ACCOUNTS_PAYA	8/18/2025	BILLS LOCK SERVICE INC	1852	OUTSTANDING			45.00
34964	198345	BLE ACCOUNTS_PAYA	8/18/2025	NEOLA INC	1943	RECONCILED	8/31/2025		795.00
34958	198346	BLE ACCOUNTS_PAYA	8/18/2025	NCS PEARSON INC	3709	RECONCILED	8/18/2025		4,995.00
34957	198347	BLE ACCOUNTS_PAYA	8/18/2025	APPLE INC	4442	RECONCILED	8/31/2025		1,715.00
34954	198348	BLE ACCOUNTS_PAYA	8/18/2025	Riddell All American Sports	700273	RECONCILED	8/18/2025		4,868.65

Start Date: 08/01/2025

End Date: 08/31/2025

**RIVERDALE LOCAL SCHOOL DIST.****Disbursement Summary Report**

Reference Number	Check Number	Type	Date	Name	Vendor #	Status	Reconcile Date	Void Date	Amount
34950	198349	ACCOUNTS_PAYA BLE	8/18/2025	LAKESHORE LEARNING MATERIALS	700418	RECONCILED	8/18/2025		\$ 101.21
34947	198350	ACCOUNTS_PAYA BLE	8/18/2025	BAIR BROTHERS	701606	OUTSTANDING			834.91
34973	198351	ACCOUNTS_PAYA BLE	8/18/2025	OHIO FFA CAMPS INC	702090	RECONCILED	8/31/2025		700.00
34944	198352	ACCOUNTS_PAYA BLE	8/18/2025	VULCAN ENTERPRISES INC	702124	RECONCILED	8/31/2025		150.00
34953	198353	ACCOUNTS_PAYA BLE	8/18/2025	THE SHERWIN WILLIAMS CO	702683	RECONCILED	8/18/2025		66.45
34970	198354	ACCOUNTS_PAYA BLE	8/18/2025	COLONEL CRAWFORD HIGH SCHOOL	702695	RECONCILED	8/31/2025		200.00
34948	198355	ACCOUNTS_PAYA BLE	8/18/2025	CRAIG A HUGHES	703108	RECONCILED	8/31/2025		1,283.00
34966	198356	ACCOUNTS_PAYA BLE	8/18/2025	CHAIR SLIPPERS	703744	RECONCILED	8/31/2025		711.90
34971	198357	ACCOUNTS_PAYA BLE	8/18/2025	KIRBYS SAND & GRAVEL	703763	RECONCILED	8/31/2025		691.00
34962	198358	ACCOUNTS_PAYA BLE	8/18/2025	UPPER SANDUSKY SCHOOL DISTRICT	703851	RECONCILED	8/31/2025		250.00
34969	198359	ACCOUNTS_PAYA BLE	8/18/2025	HEALTHCARE BILLING	704077	RECONCILED	8/31/2025		7,530.84
34972	198360	ACCOUNTS_PAYA BLE	8/18/2025	WYANDOT MEMORIAL HOSPITAL	704506	RECONCILED	8/31/2025		210.00
34952	198361	ACCOUNTS_PAYA BLE	8/18/2025	BLANCHARD VALLEY CONFERENCE	704988	RECONCILED	8/31/2025		240.00
34946	198362	ACCOUNTS_PAYA BLE	8/18/2025	U S BANK EQUIPMENT FINANCE	705923	RECONCILED	8/31/2025		1,678.89
34959	198363	ACCOUNTS_PAYA BLE	8/18/2025	NUTRITION INC	705925	RECONCILED	8/31/2025		10,679.00
34961	198364	ACCOUNTS_PAYA BLE	8/18/2025	Rumpke of Ohio	770956	RECONCILED	8/31/2025		369.16
34960	198365	ACCOUNTS_PAYA BLE	8/18/2025	BGSU Cross Country / Track	771015	OUTSTANDING			300.00
34955	198366	ACCOUNTS_PAYA BLE	8/18/2025	TinyMobileRobots US LLC	771056	RECONCILED	8/31/2025		34,026.00
34951	198367	ACCOUNTS_PAYA BLE	8/18/2025	Treasurer State of Ohio	7709071	RECONCILED	8/31/2025		232.00
34992	198368	ACCOUNTS_PAYA BLE	8/28/2025	HANCOCK-WOOD ELECTRIC	49	OUTSTANDING			22,989.00

Start Date: 08/01/2025

End Date: 08/31/2025

## RIVERDALE LOCAL SCHOOL DIST.

### Disbursement Summary Report

Reference Number	Check Number	Type	Date	Name	Vendor #	Status	Reconcile Date	Void Date	Amount
34977	198369	ACCOUNTS_PAYA BLE	8/28/2025	HEMPY WATER COND INC	54	OUTSTANDING			\$ 596.68
34996	198370	ACCOUNTS_PAYA BLE	8/28/2025	MARTINS MEAT MARKET	68	OUTSTANDING			113.27
34997	198371	ACCOUNTS_PAYA BLE	8/28/2025	PERRY PROTECH	85	OUTSTANDING			12.20
34978	198372	ACCOUNTS_PAYA BLE	8/28/2025	NASCO	163	OUTSTANDING			661.67
34981	198373	ACCOUNTS_PAYA BLE	8/28/2025	KIMMEL CORP	951	OUTSTANDING			305.40
34995	198374	ACCOUNTS_PAYA BLE	8/28/2025	TORRENCE SOUND EQUIPMENT CO	1652	OUTSTANDING			8,356.00
34986	198375	ACCOUNTS_PAYA BLE	8/28/2025	WESTERN OHIO COMPUTER	2221	OUTSTANDING			56,927.92
34982	198376	ACCOUNTS_PAYA BLE	8/28/2025	HANCOCK COUNTY EDUCATIONAL	3878	OUTSTANDING			42,533.65
34989	198377	ACCOUNTS_PAYA BLE	8/28/2025	Riddell All American Sports	700273	OUTSTANDING			3,855.95
34988	198378	ACCOUNTS_PAYA BLE	8/28/2025	LAKE SHORE LEARNING MATERIALS	700418	OUTSTANDING			232.96
35001	198379	ACCOUNTS_PAYA BLE	8/28/2025	BALMER PIANO SERVICE	701328	OUTSTANDING			360.00
35005	198380	ACCOUNTS_PAYA BLE	8/29/2025	NWOERC INC	701876	OUTSTANDING			250.00
35004	198381	ACCOUNTS_PAYA BLE	8/28/2025	SENECA EAST SCHOOLS	702357	OUTSTANDING			250.00
34994	198382	ACCOUNTS_PAYA BLE	8/28/2025	H2O TECHNOLOGIES LLC	702504	OUTSTANDING			1,834.00
34987	198383	ACCOUNTS_PAYA BLE	8/28/2025	SYCAMORE SPRINGS	702746	OUTSTANDING			372.00
34980	198384	ACCOUNTS_PAYA BLE	8/28/2025	GALLOPADE INTERNATIONAL	703575	OUTSTANDING			1,055.34
35002	198385	ACCOUNTS_PAYA BLE	8/28/2025	BLUFFTON ATHLETIC DEPARTMENT	703669	OUTSTANDING			260.00
34979	198386	ACCOUNTS_PAYA BLE	8/28/2025	CALVERT VOLLEYBALL	704673	OUTSTANDING			100.00
34974	198387	ACCOUNTS_PAYA BLE	8/28/2025	ABBOTT MECHANICAL	705459	OUTSTANDING			11,170.16
34985	198388	ACCOUNTS_PAYA BLE	8/28/2025	MARCY COOK MATH	705589	OUTSTANDING			100.00
34991	198389	ACCOUNTS_PAYA BLE	8/28/2025	Institute for Multi- Sensory Education	705679	OUTSTANDING			1,500.00
34976	198390	ACCOUNTS_PAYA	8/28/2025	ImperialDade	705922	OUTSTANDING			2,068.95



Start Date: 08/01/2025

End Date: 08/31/2025

## RIVERDALE LOCAL SCHOOL DIST.

### Disbursement Summary Report

Reference Number	Check Number	Type	Date	Name	Vendor #	Status	Reconcile Date	Void Date	Amount
		BLE							
34999	198391	ACCOUNTS_PAYA	8/28/2025	PAY SCHOOLS	706501	OUTSTANDING			\$ 298.53
		BLE							
34998	198392	ACCOUNTS_PAYA	8/28/2025	John W Armrose Jr	770931	OUTSTANDING			1,035.00
		BLE							
34990	198393	ACCOUNTS_PAYA	8/28/2025	Amplify	770942	OUTSTANDING			450.00
		BLE							
34983	198394	ACCOUNTS_PAYA	8/28/2025	Gipper Media Inc	771020	OUTSTANDING			3,000.00
		BLE							
34975	198395	ACCOUNTS_PAYA	8/28/2025	Card Integrators	771026	OUTSTANDING			2,547.00
		BLE							
34993	198396	ACCOUNTS_PAYA	8/28/2025	Mascot Junction	771053	OUTSTANDING			3,498.60
		BLE							
35003	198397	ACCOUNTS_PAYA	8/28/2025	Newsela, Inc	771057	OUTSTANDING			5,160.00
		BLE							
35000	198398	ACCOUNTS_PAYA	8/28/2025	ERATE FUNDING FOR	805833	OUTSTANDING			2,400.00
		BLE							
34984	198399	ACCOUNTS_PAYA	8/28/2025	Tosha Barger	805853	OUTSTANDING			105.00
		BLE							
35009	198400	ACCOUNTS_PAYA	8/22/2025	STRS PICK-UP	900008	RECONCILED	8/22/2025		2,793.28
		BLE							
35007	198401	ACCOUNTS_PAYA	8/22/2025	MEDICARE/FICA CHARGE OFF	900009	RECONCILED	8/22/2025		3,573.32
		BLE							
35008	198402	ACCOUNTS_PAYA	8/22/2025	SCHOOL EMPLOYEES RETIREMENT	900013	RECONCILED	8/22/2025		1,353.19
		BLE							
35006	198403	ACCOUNTS_PAYA	8/22/2025	AMERICAN FIDELITY	900018	RECONCILED	8/22/2025		3,703.57
		BLE							
35010	198404	PAYROLL	8/22/2025	RIVERDALE LOCAL SCHOOL DIST.		RECONCILED	8/31/2025		262,621.40
35014	198405	ACCOUNTS_PAYA	8/31/2025	STATE TEACHERS RETIREMENT	900001	RECONCILED	8/31/2025		55,062.00
		BLE							
35018	198406	ACCOUNTS_PAYA	8/31/2025	SCHOOL EMPLOYEES RETIRE-	900002	RECONCILED	8/31/2025		19,210.00
		BLE							
35017	198407	ACCOUNTS_PAYA	8/31/2025	AUDITOR OF STATE	900006	RECONCILED	8/31/2025		33,084.00
		BLE							
35019	198408	ACCOUNTS_PAYA	8/31/2025	COMMUNITY FIRST BANK	900016	RECONCILED	8/31/2025		55.00
		BLE							
35012	198409	ACCOUNTS_PAYA	8/31/2025	GRADY ENTERPRISES	900021	RECONCILED	8/31/2025		389.00
		BLE							
35011	198410	ACCOUNTS_PAYA	8/31/2025	Jefferson Health Plan	900022	RECONCILED	8/31/2025		104,422.39
		BLE							
35016	198411	ACCOUNTS_PAYA	8/31/2025	Jefferson Health Plan	900023	RECONCILED	8/31/2025		5,597.63
		BLE							
35013	198412	ACCOUNTS_PAYA	8/31/2025	Jefferson Health Plan	900024	RECONCILED	8/31/2025		829.46
		BLE							

RIVERDALE LOCAL SCHOOL DIST.

Disbursement Summary Report

Reference Number	Check Number	Type	Date	Name	Vendor #	Status	Reconcile Date	Void Date	Amount
35015	198413	ACCOUNTS_PAYA BLE	8/31/2025	Hancock County ESC Foundation	900025	RECONCILED	8/31/2025		\$ 125,886.80
35020	198414	ACCOUNTS_PAYA BLE	8/31/2025	Redtree Investment Group	900029	RECONCILED	8/31/2025		470.39
35021	198415	ACCOUNTS_PAYA BLE	8/31/2025	Hancock County ESC Foundation	900025	RECONCILED	8/31/2025		911.46
Grand Total									\$ 1,385,696.87